

EPD



Environmental Product Declaration

VD4/P 17.06.25 p.150

Production site: ABB Dalmine, Italy



DOCUMENT KIND Environmental Product Declaration	IN COMPLIANCE WITH ISO 14025 and EN 50693			
PROGRAM OPERATOR The Norwegian EPD Foundation	PUBLISHER The Norwegian EPD Foundation			
REGISTRATION NUMBER OF THE PROGRAM OPERATOR NEPD-5030-4368-EN	ISSUE DATE 2023-09-20			
VALID TO 2028-09-20	STATUS Approved	SECURITY LEVEL Public		
OWNING ORGANIZATION ABB Switzerland Ltd, Group Technology Management	ABB DOCUMENT ID 1VCD601873R0001	REV. B	LANG. EN	PAGE 1/19

EPD Owner	ABB Switzerland Ltd, Group Technology Management		
Organization No.	CHE-101.538.426		
Manufacturer name and address	ABB S.p.A. Via Friuli, 4, 24044 Dalmine, Italy		
Company contact	Seila Rodriguez-Vilches – seila.rodriquez-vilches@ch.abb.com Sustainability Product Manager		
Program operator	The Norwegian EPD Foundation Post Box 5250 Majorstuen, 0303 Oslo, Norway phone: +47 23 08 80 00, email: post@epd-norge.no		
Declared product	VD4/P 17.06.25 p.150		
Product description	VD4 circuit breakers are used in power distribution systems for controlling and protecting cables, overhead lines, transformer, and distribution substations, motors, transformers, generators, and capacitor banks.		
Functional unit	The function of the system is to manage and protect the electrical continuity of the circuit to which it is applied, at a use rate of 30% and a load factor of 50%. The functional unit is the production and downstream of the product during a service life of 20 years in Europe.		
Reference flow	A single VD4/P 17.06.25 p.150 circuit breaker that supports 17 kV of rated voltage, 630 A of nominal current and 25 kA of short circuit current, including related accessories and packaging.		
CPC code	46211 - Electrical apparatus for switching or protecting electrical circuits, or for making connections to or in electrical circuits, for a voltage exceeding 1000 V		
Independent verification	Independent verification of the declaration and data, according to ISO 14025:2010 <input type="checkbox"/> INTERNAL <input checked="" type="checkbox"/> EXTERNAL Independent verifier approved by EPD-Norge: Vito D'Incognito Signature: 		
Approved by	Håkon Hauan, CEO EPD-Norge Signature: 		
Reference PCR	EN 50693:2019 – Product Category Rules for Life Cycle Assessments of Electronic and Electrical Products and Systems. EPDItaly007 – Electronic and Electrical Products and Systems, Rev. 3.0, 2023/01/13. EPDItaly012 – Electronic and Electrical Products and Systems – Switches, Rev. 0, 2020/03/16.		
Program instructions	The Norwegian EPD Foundation/EPD-Norge, General Programme Instructions 2019, Version 3.0, 2019/04/24.		
LCA study	This EPD is based on the LCA study described in the LCA report 1VCD601870R0001.		
EPD type	Specific product		
EPD scope	Cradle-to-grave		
Product RSL	20 years		
Geographical representativeness	Manufacturing (suppliers): Global	Manufacturing (ABB): Italy	Downstream: Europe
Reference year	2022		
LCA software	SimaPro 9.5 (2023)		
LCI database	Ecoinvent v3.9.1 (2022)		
Comparability	EPDs published within the same product category, though originating from different programs, may not be comparable. Full conformance with a PCR allows EPD comparability only when all stages of a life cycle have been considered. However, variations and deviations are possible.		
Liability	The owner of the declaration shall be liable for the underlying information and evidence. EPD-Norge shall not be liable with respect to manufacturer, life cycle assessment data, and evidence.		

STATUS	SECURITY LEVEL	DOCUMENT ID.	REV.	LANG.	PAGE
Approved	Public	1VCD601873R0001	B	EN	2/19

Contents

Sustainability at ABB4

General Information5

Constituent Materials6

LCA Background Information8

Inventory Analysis 11

Environmental Indicators 13

Additional Environmental Information 17

References 18

STATUS	SECURITY LEVEL	DOCUMENT ID.	REV.	LANG.	PAGE
Approved	Public	1VCD601873R0001	B	EN	3/19



Sustainability at ABB

ABB is a leading global technology company that energizes the transformation of society and industry to achieve a more productive, sustainable future. By connecting software to its electrification, robotics, automation, and motion portfolio, ABB pushes the boundaries of technology to drive performance to new levels.

At ABB, we actively contribute to a more sustainable world, leading by example in our own operations and partnering with customers and suppliers to enable a low-carbon society, preserve resources, and promote social progress.

Learn more on our website global.abb/group/en/sustainability or scan the QR code.



STATUS	SECURITY LEVEL	DOCUMENT ID.	REV.	LANG.	PAGE
Approved	Public	1VCD601873R0001	B	EN	4/19



General Information

The product declared in this Environmental Product Declaration is the VD4/P 17.06.25 p.150, including related accessories and packaging.

The PT1 VGE4 is an embedded pole which is used to provide dielectric strength and protection of the vacuum interrupter.

General technical specifications of the product are presented below.

	VD4/P 17.06.25 p.150	PT1 VGE4
Rated voltage [kV]	17	17
Rated current [A]	630	630
Rated short circuit breaking current [kA]	25	25

The VD4/P 17.06.25 p.150 is manufactured by the ABB Dalmine manufacturing site located in Italy.

The manufacturing site is certified according to the following standards:

- ISO 9001:2015 – Quality Management Systems
- ISO 14001:2015 – Environmental Management Systems
- ISO 45001:2018 – Occupational Health and Safety Management Systems
- ISO 50001:2018 – Energy Management Systems

STATUS	SECURITY LEVEL	DOCUMENT ID.	REV.	LANG.	PAGE
Approved	Public	1VCD601873R0001	B	EN	5/19

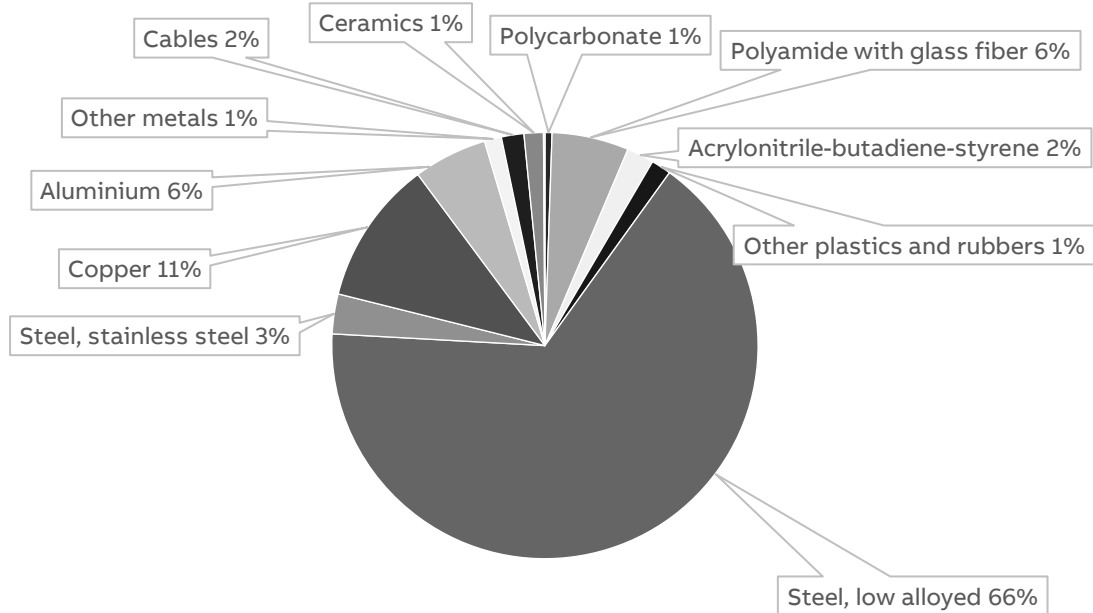


Constituent Materials

The VD4/P 17.06.25 p.150 weighs 91.38 kg, and the constituent materials are presented below.

Type	Material	Weight [kg]	Weight %
Plastics	Polycarbonate	0.49	0.54%
	Polyamide with glass fiber	5.33	5.83%
	Acrylonitrile-butadiene-styrene	1.88	2.06%
	Other plastics and rubbers	1.38	1.51%
Metals	Steel, low-alloyed	60.26	65.95%
	Steel, stainless	2.76	3.02%
	Copper	9.99	10.93%
	Aluminum	5.11	5.59%
	Other metals	1.17	1.28%
Others	Cables	1.56	1.71%
	Ceramics	1.34	1.47%
	Others	0.10	0.10%
Total		91.38	100

VD4/P 17.06.25 p.150



The packaging materials and accessories weighs 27.57 kg, and the constituent materials are presented below.

Description	Material	Weight [kg]	Weight %
Screw, bush, nut, bracket	Steel	1.47	5%
Packaging box	Cardboard	4.00	15%
Bags, straps, belt	Plastic	0.60	2%
Pallet, lid	Wood	21.50	78%
Total		27.57	100

STATUS	SECURITY LEVEL	DOCUMENT ID.	REV.	LANG.	PAGE
Approved	Public	1VCD601873R0001	B	EN	7/19



LCA Background Information

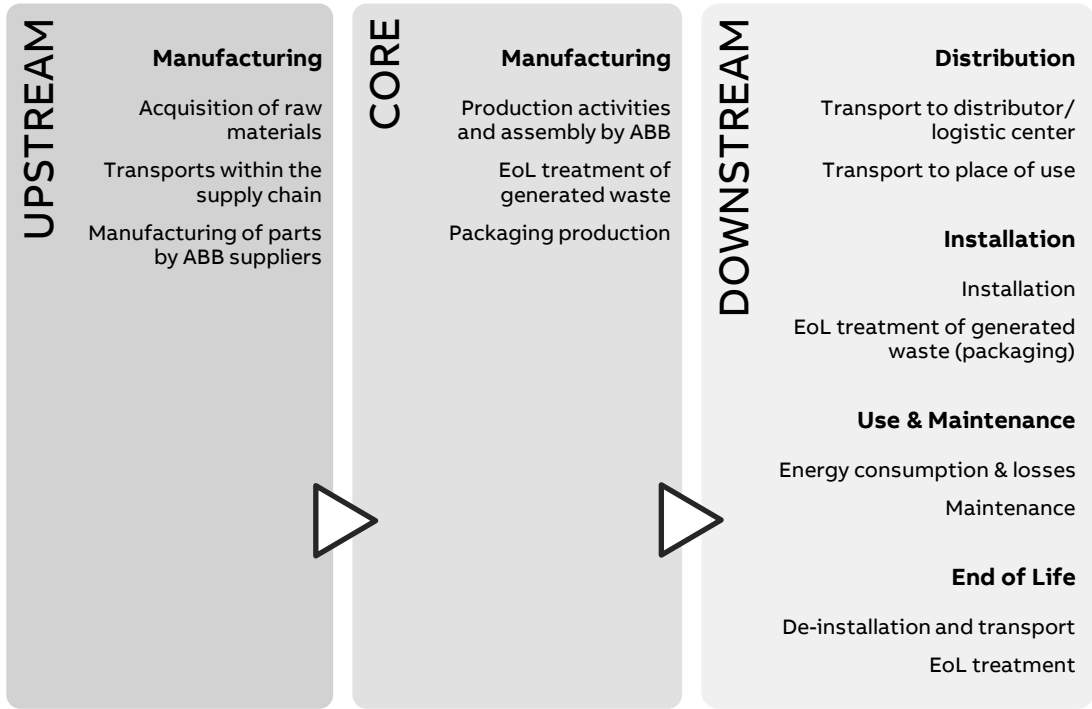
Functional Unit

The function of the system is to manage and protect the electrical continuity of the circuit to which it is applied, at a use rate of 30% and a load factor of 50%. The functional unit of this study is the production and downstream of the product during a service life of 20 years in Europe. The reference flow is a single VD4/P 17.06.25 p.150 circuit breaker that support 17 kV of rated voltage, 630 A of nominal current and 2500 A of short circuit current, including related accessories and packaging.

Note, the reference service life (RSL) of 20 years is a theoretical period selected for calculation purposes only – this is not representative for the minimum, average, nor actual service life of the product.

System Boundaries

The life cycle assessment of the VD4/P 17.06.25 p.150, an EEPS (Electronic and Electrical Products and Systems), is a “cradle-to-grave” analysis. The figure below shows the product life cycle stages and the information considered in the LCA.



In terms of exclusions from the system boundary, according to EN 50693 and Product Category Rules PCR EPDItaly007 “Electronic and electrical products and systems”, capital goods such as machinery, tools, buildings, infrastructure, packaging for internal transports, and administrative activities, which cannot be allocated directly to the production of the reference product, are excluded.

STATUS	SECURITY LEVEL	DOCUMENT ID.	REV.	LANG.	PAGE
Approved	Public	1VCD601873R0001	B	EN	8/19

Infrastructures, when present, such as in processes deriving from the ecoinvent database, have not been excluded. Scraps for metal working and plastic processes are also included when already defined in ecoinvent.

STATUS	SECURITY LEVEL	DOCUMENT ID.	REV.	LANG.	PAGE
Approved	Public	1VCD601873R0001	B	EN	9/19

Temporal and geographical boundaries

In terms of temporal boundaries, all primary data collected from ABB are from 2022, which is considered a representative production year. Secondary data are provided by ecoinvent v3.9.1 which was released in 2022.

In terms of geographical boundaries, the materials and components used in the production of the VD4/P 17.06.25 p.150 are globally sourced. The supply chains are often complex and can extend across multiple countries and continents. Therefore, materials and background processes with global representativeness are selected from ecoinvent. Thus, a conservative approach is adopted.

Data quality

Both primary and secondary data are used. The main sources for primary data are the bill of materials and technical drawings, while site specific foreground data are provided by ABB. Furthermore, information and data obtained from other LCA studies are also used. This includes the LCA of Product embedded poles PT1 VGE4.

For all processes for which primary data are not available, generic data originating from the ecoinvent v3.9.1 database, "allocation, cut-off by classification", are used. The LCA software used for the calculations is SimaPro 9.5.

Environmental impact indicators

The information obtained from the inventory analysis is aggregated according to the effects related to the various environmental issues. In accordance with the PCR EPDItaly007, the environmental impact indicators are determined by using the characterization factors and impact assessment methods specified in EN 15804:2012+A2:2019.

Allocation rules

The utility consumption and waste generation at the ABB manufacturing site is allocated to the production of one VD4/P 17.06.25 p.150 by using allocation rules. This is done by allocating electricity to surface area and production volume, heating, and waste to surface area. Water is allocated directly to the employees of the line involved in the study.

For the end-of-life allocation, the "Polluter Pays" principle is adopted according to what is defined in the CEN/TR 16970 standard, as required by the PCR EPDItaly007. This means, waste treatment processes are allocated to the product system that generates the waste until the end-of-waste state is reached. The environmental burdens of recycling and energy recovery processes are therefore allocated to the product system that generates the waste, while the product system that uses the exported energy and recycled materials receives it burden-free. However, the potential benefits and avoided loads from recovery and recycling processes are not considered because it is not required by EPDItaly007.

Cut-off criteria

According to PCR EPDItaly007 "Electronic and electrical products and systems", the cut-off criteria can be set to a maximum of 2 % of the overall environmental impacts. In this LCA, components like glue, grease and stickers have been excluded as their weights are negligible. Burnishing, oiling, black oxide, and phosphate surface treatments have also been excluded due to the negligible amount of the involved surfaces.

STATUS	SECURITY LEVEL	DOCUMENT ID.	REV.	LANG.	PAGE
Approved	Public	1VCD601873R0001	B	EN	10/19



Inventory Analysis

Manufacturing stage

As presented in chapter Constituent Materials, low-alloyed steel and copper are the most frequently used materials, followed by aluminum and polyamide.

Using the ecoinvent database, the steels are mainly modelled with *Steel, low-alloyed {GLO} market for* and the copper is mainly modelled with *Copper, cathode {GLO} market for*. To account for the production activities of metal and plastic parts, *Metal working, average* and *Injection molding* are the most frequently used processes. Surface treatments are also included, and the most common surface treatments are *Zinc coat, coils {GLO} market for* and *Zinc coat, pieces {GLO} market for*.

Supply chain transports are added as far as data is available between ABB, the suppliers, and sub-suppliers. Only primary suppliers are considered. The rest of the transports are assumed to already be included in ecoinvent's "market for"-processes.

For the ABB manufacturing site, which is considered in the core manufacturing stage, utility consumption and waste generation are allocated to the production of one VD4/P 17.06.25 p.150 according to the defined allocation rules. The packaging materials and accessories associated with the product are also considered in the core manufacturing stage.

Distribution

The transport distance from the ABB manufacturing site to the sites of installation is assumed to be 1500 km over land, as estimated average distance between ABB Dalmine and the capitals of the main customer Countries, as the actual distance is unknown. The selected ecoinvent process is transport, freight, lorry 16-32 metric ton, EURO4 {RER}.

Installation

The installation phase implies manual activities as well as the support of a lifting machinery, whose energy consumption is negligible. Therefore, this phase only considers the end-of-life of the packaging materials used.

The end-of-life scenario for packaging materials is based on *Packaging waste by waste management operations* by Eurostat (2020), which is representative for Europe. A transport distance of 100 km by lorry is assumed as actual location of disposal is unknown.

Use

The use stage considers the reference power losses over the reference service life of 20 years as defined in the functional unit. This is calculated using the following formula, according to PCR EPDItaly007:

$$E_{use}[kWh] = \frac{P_{use} * 8760 * RSL * \alpha}{1000} = \frac{8,93 \text{ W} * 8760 \text{ hours} * 20 \text{ years} * 30 \%}{1000} = 469,37 \text{ kWh}$$

STATUS	SECURITY LEVEL	DOCUMENT ID.	REV.	LANG.	PAGE
Approved	Public	1VCD601873R0001	B	EN	11/19

Where:

- E_{use} = Total energy use over the reference service life
- P_{use} = Reference power consumption in watts
- RSL = Reference Service Life in years
- α = Use time rate
- 8760 is the number of hours in a year
- 1000 is the conversion factor from W to kW

Because this product is sold globally and is not limited to any specific country, the latest energy mix of the European Union is adopted as suggested by the standard EN 50693. The emission factor of the energy mix is presented below.

Energy mix	Source	Amount	Unit
European energy mix; <i>Electricity, medium voltage [RER]/ market group for / Cut-off, S</i>	Ecoinvent v3.9.1	0.368	kg CO ₂ -eq./kWh

Maintenance is not considered because it does not imply any relevant use of materials/energy.

End of life

Decommissioning of the product only implies manual activities, and no energy is consumed. Therefore, this phase only considers the end-of-life of the product.

The end-of-life scenario for the product is based on IEC/TR 62635 (Annex D.3), which is representative for Europe. A conservative approach is adopted by using the rates given for materials that go through a separation process, except for electronics for which selective treatment is assumed, and this includes the losses in the separation processes. A transport distance of 100 km by lorry is assumed as actual location of disposal is unknown.

STATUS	SECURITY LEVEL	DOCUMENT ID.	REV.	LANG.	PAGE
Approved	Public	1VCD601873R0001	B	EN	12/19



Environmental Indicators

VD4/P 17.06.25 p.150

Impact category	Unit	Total	Cradle-to-gate					
			UPSTREAM	CORE	Cradle-to-grave			
			Manufacturing		Distribution	Installation	Use and maintenance	End-of-life
GWP – total	kg CO ₂ eq.	9,06E+02	6,71E+02	-1,69E+00	3,59E+01	1,31E+01	1,73E+02	1,42E+01
GWP – fossil	kg CO ₂ eq.	9,07E+02	6,63E+02	2,91E+01	3,58E+01	1,56E+00	1,66E+02	1,13E+01
GWP – biogenic	kg CO ₂ eq.	-2,52E+00	7,66E+00	-3,09E+01	3,53E-02	1,16E+01	6,28E+00	2,81E+00
GWP – luluc	kg CO ₂ eq.	1,47E+00	8,99E-01	1,34E-01	1,72E-02	4,53E-04	4,09E-01	1,20E-02
ODP	kg CFC-11 eq.	2,75E-05	2,29E-05	8,29E-07	7,64E-07	2,27E-08	2,93E-06	1,42E-07
AP	mol H+ eq.	1,36E+01	1,23E+01	2,04E-01	1,45E-01	4,58E-03	8,20E-01	4,54E-02
EP – freshwater	kg P eq.	1,14E+00	9,76E-01	1,10E-02	2,46E-03	1,25E-04	1,49E-01	3,00E-03
EP – marine	kg N eq.	1,42E+00	1,12E+00	5,72E-02	5,51E-02	5,73E-03	1,46E-01	3,19E-02
EP – terrestrial	mol N eq.	1,77E+01	1,50E+01	7,38E-01	5,89E-01	1,92E-02	1,29E+00	1,23E-01
POCP	kg NMVOC eq.	4,87E+00	4,02E+00	1,78E-01	2,12E-01	6,54E-03	4,14E-01	3,89E-02
ADP – minerals and metals	kg Sb eq.	1,82E-01	1,81E-01	3,04E-04	1,13E-04	3,01E-06	3,25E-04	8,10E-05
ADP – fossil	MJ, net calorific value	1,25E+04	7,67E+03	4,61E+02	4,98E+02	1,19E+01	3,76E+03	1,13E+02
WDP	m ³ eq.	2,73E+02	2,14E+02	1,67E+01	2,02E+00	9,09E-02	3,84E+01	1,43E+00

GWP-fossil: Global Warming Potential fossil; GWP-biogenic: Global Warming Potential biogenic; GWP-luluc: Global Warming Potential land use and land use change; ODP: Depletion potential of the stratospheric ozone layer; AP: Acidification potential; EP-freshwater: Eutrophication potential-freshwater compartment; EP-marine: Eutrophication potential-marine compartment; EP-terrestrial: Eutrophication potential-accumulated exceedance; POCP: Formation potential of tropospheric ozone; ADP-minerals & metals: Abiotic Depletion for non-fossil resources potential; ADP-fossil: Abiotic Depletion for fossil resources potential; WDP: Water deprivation potential.

STATUS	SECURITY LEVEL	DOCUMENT ID.	REV.	LANG.	PAGE
Approved	Public	1VCD601873R0001	B	EN	13/19

ENVIRONMENTAL PRODUCT DECLARATION


Resource use parameters	Unit	Total	Cradle-to-gate		Cradle-to-grave			
			UPSTREAM	CORE	DOWNSTREAM			
			Manufacturing		Distribution	Installation	Use and maintenance	End-of-life
PENRE	MJ, low cal. value	1,23E+04	7,50E+03	4,37E+02	4,98E+02	1,19E+01	3,76E+03	1,13E+02
PERE	MJ, low cal. value	2,63E+03	1,08E+03	8,05E+02	7,73E+00	2,64E-01	7,22E+02	1,05E+01
PENRM	MJ, low cal. value	1,85E+02	1,61E+02	2,39E+01	0,00E+00	0,00E+00	0,00E+00	0,00E+00
PERM	MJ, low cal. value	1,27E+01	1,27E+01	0,00E+00	0,00E+00	0,00E+00	0,00E+00	0,00E+00
PENRT	MJ, low cal. value	1,25E+04	7,67E+03	4,61E+02	4,98E+02	1,19E+01	3,76E+03	1,13E+02
PERT	MJ, low cal. value	2,64E+03	1,10E+03	8,05E+02	7,73E+00	2,64E-01	7,22E+02	1,05E+01
FW	m ³	9,97E+00	6,30E+00	5,96E-01	7,10E-02	3,28E-03	2,94E+00	5,34E-02
MS	kg	3,18E+01	2,76E+01	4,18E+00	0,00E+00	0,00E+00	0,00E+00	0,00E+00
RSF	MJ	0,00E+00	0,00E+00	0,00E+00	0,00E+00	0,00E+00	0,00E+00	0,00E+00
NRSF	MJ	0,00E+00	0,00E+00	0,00E+00	0,00E+00	0,00E+00	0,00E+00	0,00E+00

PENRE: Use of non-renewable primary energy excluding non-renewable primary energy resources used as raw material; PERE: Use of renewable primary energy excluding renewable primary energy resources used as raw material; PENRM: Use of non-renewable primary energy resources used as raw material; PERM: Use of renewable primary energy resources used as raw material; PENRT: Total use of non-renewable primary energy resources (primary energy and primary energy resources used as raw materials); PERT: Total use of renewable primary energy resources (primary energy and primary energy resources used as raw materials); FW: Net use of fresh water; MS: Use of secondary materials; RFS: Use of renewable secondary fuels; NRSF: Use of non-renewable secondary fuels.

Waste production indicators	Unit	Total	Cradle-to-gate		Cradle-to-grave			
			UPSTREAM	CORE	DOWNSTREAM			
			Manufacturing		Distribution	Installation	Use and maintenance	End-of-life
HWD	kg	1,59E-01	1,48E-01	2,74E-03	3,17E-03	6,69E-05	4,76E-03	4,20E-04
NHWD	kg	2,52E+02	1,81E+02	7,07E+00	2,43E+01	9,61E+00	1,03E+01	1,89E+01
RWD	kg	3,91E-02	1,04E-02	9,58E-04	1,62E-04	7,50E-06	2,74E-02	2,27E-04
MER	kg	1,03E+01	2,45E+00	4,64E-01	0,00E+00	6,94E+00	0,00E+00	4,40E-01
MFR	kg	1,14E+02	1,92E+01	6,73E+00	0,00E+00	1,16E+01	0,00E+00	7,61E+01
CRU	kg	0,00E+00	0,00E+00	0,00E+00	0,00E+00	0,00E+00	0,00E+00	0,00E+00
ETE	MJ	4,65E+01	1,13E+01	2,23E+00	0,00E+00	2,95E+01	0,00E+00	3,38E+00
EEE	MJ	2,52E+01	5,73E+00	1,24E+00	0,00E+00	1,64E+01	0,00E+00	1,80E+00

HWD: hazardous waste disposed; NHWD: non-hazardous waste disposed; RWD: radioactive waste disposed; MER: materials for energy recovery; MFR: material for recycling; CRU: components for reuse; ETE: exported thermal energy; EEE: exported electricity energy.

STATUS	SECURITY LEVEL	DOCUMENT ID.	REV.	LANG.	PAGE
Approved	Public	1VCD601873R0001	B	EN	14/19



Sensitivity analysis

Two sensitivity analysis are conducted to understand how a different energy mix for the use phase and a different internal resistance influence the environmental impact for VD4/P and VD4 17.06.25 p.150 produced and sold in different geographical locations.

Internal resistance

A higher value of internal resistance was assumed to cover up to 95,4% of the possible cases. The results are shown in the table below, and the values for the use phase are highlighted since it is the only stage affected by this variation.

Impact category	Unit	Total	Cradle-to-gate					
			UPSTREAM	CORE	DOWNSTREAM			
			Manufacturing	Distribution	Installation	Use and maintenance	End-of-life	
GWP – total	kg CO ₂ eq.	9,62E+02	6,71E+02	-1,69E+00	3,59E+01	1,31E+01	2,29E+02	1,42E+01
GWP – fossil	kg CO ₂ eq.	9,61E+02	6,63E+02	2,91E+01	3,58E+01	1,56E+00	2,20E+02	1,13E+01
GWP – biogenic	kg CO ₂ eq.	-4,86E-01	7,66E+00	-3,09E+01	3,53E-02	1,16E+01	8,32E+00	2,81E+00
GWP – luluc	kg CO ₂ eq.	1,60E+00	8,99E-01	1,34E-01	1,72E-02	4,53E-04	5,41E-01	1,20E-02
ODP	kg CFC-11 eq.	2,85E-05	2,29E-05	8,29E-07	7,64E-07	2,27E-08	3,88E-06	1,42E-07
AP	mol H+ eq.	1,38E+01	1,23E+01	2,04E-01	1,45E-01	4,58E-03	1,09E+00	4,54E-02
EP – freshwater	kg P eq.	1,19E+00	9,76E-01	1,10E-02	2,46E-03	1,25E-04	1,97E-01	3,00E-03
EP – marine	kg N eq.	1,46E+00	1,12E+00	5,72E-02	5,51E-02	5,73E-03	1,93E-01	3,19E-02
EP – terrestrial	mol N eq.	1,82E+01	1,50E+01	7,38E-01	5,89E-01	1,92E-02	1,70E+00	1,23E-01
POCP	kg NMVOC eq.	5,01E+00	4,02E+00	1,78E-01	2,12E-01	6,54E-03	5,49E-01	3,89E-02
ADP – minerals and metals	kg Sb eq.	1,82E-01	1,81E-01	3,04E-04	1,13E-04	3,01E-06	4,30E-04	8,10E-05
ADP – fossil	MJ, net calorific value	1,37E+04	7,67E+03	4,61E+02	4,98E+02	1,19E+01	4,98E+03	1,13E+02
WDP	m ³ eq.	2,85E+02	2,14E+02	1,67E+01	2,02E+00	9,09E-02	5,09E+01	1,43E+00

STATUS	SECURITY LEVEL	DOCUMENT ID.	REV.	LANG.	PAGE
Approved	Public	1VCD601873R0001	B	EN	15/19

Residual energy mix

The use phase was modeled using the European energy mix. However, no residual energy mix was considered. So, in this analysis, electricity consumption in the use phase was modeled as an average of residual energy mixes from four European countries, representing the main customers of this product. The results are displayed in the following table.

Impact category	Unit	Total	Cradle-to-grave					
			Cradle-to-gate		Cradle-to-grave			
			UPSTREAM	CORE	DOWNSTREAM			
			Manufacturing	Distribution	Installation	Use and maintenance	End-of-life	
GWP – total	kg CO ₂ eq.	1,03E+03	6,71E+02	-1,69E+00	3,59E+01	1,31E+01	2,94E+02	1,42E+01
GWP – fossil	kg CO ₂ eq.	1,03E+03	6,63E+02	2,91E+01	3,58E+01	1,56E+00	2,92E+02	1,13E+01
GWP – biogenic	kg CO ₂ eq.	-7,55E+00	7,66E+00	-3,09E+01	3,53E-02	1,16E+01	1,25E+00	2,81E+00
GWP – luluc	kg CO ₂ eq.	1,11E+00	8,99E-01	1,34E-01	1,72E-02	4,53E-04	4,49E-02	1,20E-02
ODP	kg CFC-11 eq.	2,92E-05	2,29E-05	8,29E-07	7,64E-07	2,27E-08	4,55E-06	1,42E-07
AP	mol H+ eq.	1,35E+01	1,23E+01	2,04E-01	1,45E-01	4,58E-03	7,94E-01	4,54E-02
EP – freshwater	kg P eq.	1,08E+00	9,76E-01	1,10E-02	2,46E-03	1,25E-04	8,99E-02	3,00E-03
EP – marine	kg N eq.	1,47E+00	1,12E+00	5,72E-02	5,51E-02	5,73E-03	2,04E-01	3,19E-02
EP – terrestrial	mol N eq.	1,85E+01	1,50E+01	7,38E-01	5,89E-01	1,92E-02	2,08E+00	1,23E-01
POCP	kg NMVOC eq.	5,16E+00	4,02E+00	1,78E-01	2,12E-01	6,54E-03	6,98E-01	3,89E-02
ADP – minerals and metals	kg Sb eq.	1,82E-01	1,81E-01	3,04E-04	1,13E-04	3,01E-06	2,99E-04	8,10E-05
ADP – fossil	MJ, net calorific value	1,40E+04	7,67E+03	4,61E+02	4,98E+02	1,19E+01	5,23E+03	1,13E+02
WDP	m ³ eq.	2,85E+02	2,14E+02	1,67E+01	2,02E+00	9,09E-02	5,08E+01	1,43E+00

STATUS	SECURITY LEVEL	DOCUMENT ID.	REV.	LANG.	PAGE
Approved	Public	1VCD601873R0001	B	EN	16/19



Additional Environmental Information

Recyclability potential

The recyclability potential of the VD4/P 17.06.25 p.150 is calculated by dividing “MFR: material for recycling” in the end-of-life stage by the total weight of the product. As a result, the recyclability potential of the product is 83,25 %.

Greenhouse gas emissions from the use of electricity in the manufacturing phase

Production mix from import, medium voltage (production of transmission lines, in addition to direct emissions and losses in grid) of applied electricity for the manufacturing process.

Energy mix	Data source	Amount	Unit
<i>ABB_Electricity mix Dalmine factory {IT}_Bio37%-Solar37%-Hydro23%- Other2%_2022</i>	Ecoinvent v3.9.1	0.169	kg CO ₂ -eq/kWh

Dangerous substances

The product contains no substances given by the REACH Candidate list.

Indoor environment

The product meets the requirements for low emissions.

Carbon footprint

Carbon footprint has not been worked out for the product.

STATUS	SECURITY LEVEL	DOCUMENT ID.	REV.	LANG.	PAGE
Approved	Public	1VCD601873R0001	B	EN	17/19



References

- Bacchelli, G. (2023). *VD4/P 17.06.25 p.150: Life Cycle Assessment Report* (Report No. 1VCD601870R0001, rev. A). ABB Switzerland Ltd, Group Technology Management.
- Demenenko, W. (2022). *Environmental Product Declaration - PT1 VG4-S* (Declaration No. 3XAA008724, rev. A001). ABB Switzerland Ltd, The Norwegian EPD Foundation (NEPD-3888-2843-EN)
- ecoinvent. ecoinvent v.3.9.1 (2022). <https://ecoinvent.org/the-ecoinvent-database/data-releases/ecoinvent-3-9-1/>
- European Committee for Standardization. (2019). *Product category rules for life cycle assessments of electronic and electrical products and systems* (EN 50693:2019).
- European Committee for Standardization. (2019). *Sustainability of constructions - Environmental product declarations* (EN 15804:2012+A2:2019).
- Eurostat. (2020). *Packaging waste by waste management operations*. https://ec.europa.eu/eurostat/databrowser/view/ENV_WASPAC/default/table?lang=en
- ICMQ S.p.A. (2023). *PCR EPDItaly007-Electronic and electrical products and systems*, rev. 3.0 (2023-01-13). EPDItaly. <https://www.epditaly.it/en/view-pcr/>
- ICMQ S.p.A. (2020a). *PCR EPDItaly012-Electronic and electrical products and systems - switches*, rev.0 (2020-03-15). EPDItaly. <https://www.epditaly.it/en/view-pcr/>
- ICMQ S.p.A (2020b). *Regulations of the EPDItaly Programme Regulations*, rev. 5.2 (2020-02-16). EPDItaly. https://www.epditaly.it/en/wp-content/uploads/2016/12/EPDITALY-Regulament_rev-5.2_EN.pdf
- International Electrotechnical Commission. (2012). *Guidelines for end-of-life information provided by manufacturers and recyclers and for recyclability rate calculation of electrical and electronic equipment*, Edition 1.0 (2012-10-1) (IEC/TR 62635).
- International Organization for Standardisation. (2006). *Environmental management - Life cycle assessment - Principles and framework* (ISO Standard No. 14040:2006). <https://www.iso.org/standard/37456.html>
- International Organization for Standardisation. (2006). *Environmental management - Life cycle assessment - Requirements and guidelines* (ISO Standard No. 14044:2006). <https://www.iso.org/standard/38498.html>
- PRé Sustainability. (2023). SimaPro (version 9.5) [computer software]. <https://pre-sustainability.com/solutions/tools/simapro/>
- SeaRates. (2022). *Shipping Distances & Time Calculator*. <https://www.searates.com/services/distances-time>
- The Norwegian EPD Foundation/EPD-Norge. (2019). *General Programme Instructions 2019*, Version 3.0 (2019-04-24). <https://www.epd-norge.no/getfile.php/1340010-1685100696/Dokumenter/GPI%20Det%20norske%20EPD%20programmet%20approved%20240419%20-%20ver3%20updated%20250523.pdf>

STATUS	SECURITY LEVEL	DOCUMENT ID.	REV.	LANG.	PAGE
Approved	Public	1VCD601873R0001	B	EN	18/19

**Program Operator and publisher**

The Norwegian EPD Foundation	Ph.	+47 23 08 80 00
Post Box 5250 Majorstuen,	email	post@epd-norge.no
0303 Oslo, Norway	web	www.epd-norge.no

Owner of the declaration

ABB Swizerland Ltd, Group Technology Management		
Brown Boveri Straße 6, 5400 Baden, Switzerland	web	www.abb.com

**Author**

Greta Bacchelli	Ph.	+39 0356952111
ABB Dalmine	email	greta.bacchelli@it.abb.com
Via Friuli 4, 24044 Dalmine, Italy	web	www.abb.com

STATUS	SECURITY LEVEL	DOCUMENT ID.	REV.	LANG.	PAGE
Approved	Public	1VCD601873R0001	B	EN	19/19