

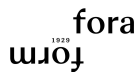
# Environmental product declaration

in accordance with ISO 14025 and EN 15804+A2

## Senso 3 seat sofa - Pall



Key environmental indicators on page 11



The Norwegian EPD Foundation

**Owner of the declaration:**

Fora Form AS

**Product:**

Senso 3 seat sofa - Pall

**Declared unit:**

1 pcs

**This declaration is based on Product Category Rules:**

CEN Standard EN 15804:2012+A2:2019 serves as core PCR  
NPCR 026:2022 Part B for Furniture

**Program operator:**

The Norwegian EPD Foundation

**Declaration number:**

NEPD-6922-6316-EN

**Registration number:**

NEPD-6922-6316-EN

**Issue date:** 19.06.2024

**Valid to:** 19.06.2029

**EPD software:**

LCAno EPD generator ID: 403072

## General information

### Product

Senso 3 seat sofa - Pall

### Program operator:

The Norwegian EPD Foundation  
 Post Box 5250 Majorstuen, 0303 Oslo, Norway  
 Phone: +47 977 22 020  
 web: [www.epd-norge.no](http://www.epd-norge.no)

### Declaration number:

NEPD-6922-6316-EN

### This declaration is based on Product Category Rules:

CEN Standard EN 15804:2012+A2:2019 serves as core PCR  
 NPCR 026:2022 Part B for Furniture

### Statement of liability:

The owner of the declaration shall be liable for the underlying information and evidence. EPD Norway shall not be liable with respect to manufacturer information, life cycle assessment data and evidences.

### Declared unit:

1 pcs Senso 3 seat sofa - Pall

### Declared unit (cradle to gate) with option:

A1-A3,A4,A5,B1,B2,C1,C2,C3,C4,D

### Functional unit:

Production of one furniture solution provided and maintained for a period of 15 years.

### General information on verification of EPD from EPD tools:

Independent verification of data, other environmental information and the declaration according to ISO 14025:2010, § 8.1.3 and § 8.1.4. Verification of each EPD is made according to EPD-Norway's guidelines for verification and approval requiring that tools are i) integrated into the company's environmental management system, ii) the procedures for use of the EPD tool are approved by EPD-Norway, and iii) the process is reviewed annually by an independent third party verifier. See Appendix G of EPD-Norway's General Programme Instructions for further information on EPD tools

### Verification of EPD tool:

Independent third party verification of the EPD tool, background data and test-EPD in accordance with EPDNorway's procedures and guidelines for verification and approval of EPD tools.

Third party verifier:

Elisabet Amat, GREENIZE projects

(no signature required)

### Owner of the declaration:

Fora Form AS  
 Contact person: Kåre Sætre  
 Phone: +47 700 46 000  
 e-mail: [info@foraform.com](mailto:info@foraform.com)

### Manufacturer:

Fora Form AS  
 Mosflatevegen  
 6154 Ørsta, Norway

### Place of production:

POD Furniture UAB  
 Labrencu Dvaro g. 2  
 LT-92291 Klaipeda, Lithuania

### Management system:

NS-EN ISO 14001: 2015 No. 800406.NS-EN ISO 9001: 2015 No. 901268.NS-EN ISO 45001: 2018 No 907167.

### Organisation no:

986 581 421

### Issue date:

19.06.2024

### Valid to:

19.06.2029

### Year of study:

2023

### Comparability:

EPD of construction products may not be comparable if they not comply with EN 15804 and seen in a building context.


### Development and verification of EPD:

The declaration is created using EPD tool lca.tools ver EPD2022.03, developed by LCA.no. The EPD tool is integrated in the company's management system, and has been approved by EPD Norway.

Developer of EPD: Kåre Sætre

Reviewer of company-specific input data and EPD: Katrine Østgaard

### Approved:



Håkon Hauan  
 Managing Director of EPD-Norway

## Product

### Product description:

Senso sofa system was designed by the design duo Anderssen & Voll. The idea behind the design is a modular sofa system that is flexible, narrow and appeals to informal meetings between people. Senso sofa system takes into account the acoustic challenges you encounter in office environments. Senso is designed to enable and inhibit interaction and letting the space decide how what interaction you desire. From work zones that require quiet reflexion and working alone to building bigger set ups specifically for great conversations. The module system stands out in that it is very narrow and offers a large number of modules that provide opportunities for creative solutions. The seat height ensures requirements for universal design met. Senso is available with a 10 mm cleaning gap between seat and backrest. This is called Senso Café.

### Product specification

Furniture approval NS-EN 16139:2013 / Level 1

This EPD includes these variants :

Senso 3 seat pall - Senso 3 seat low back/corner - Senso 3 seat high back/corner

Materials	kg	%	Recycled share in material (kg)	Recycled share in material (%)
Glass fibre	0,15	0,56	0,00	0,00
Metal - Aluminium	2,38	8,86	1,19	50,00
Metal - Steel	13,53	50,37	2,71	20,00
Plastic - Polyoxymethylene (POM)	0,10	0,37	0,00	0,00
Plastic - Polyurethane (PUR)	6,21	23,12	0,00	0,00
Textile - Wool	3,99	14,85	0,00	0,00
Wood - Plywood	0,50	1,86	0,00	0,00
<b>Total</b>	<b>26,86</b>	<b>100,00</b>	<b>3,90</b>	

Packaging	kg	%	Recycled share in material (kg)	Recycled share in material (%)
Recycled cardboard	2,00	100,00	2,00	100,00
<b>Total incl. packaging</b>	<b>28,86</b>	<b>100,00</b>	<b>5,90</b>	

### Technical data:

Lenght 1950mm

Depht 630mm

Seat hight 460mm

Weight Senso 3 seat sofa pall 26,86 kg whithout packaging

Seat hight BAR modell 650mm

### Market:

The product is available worldwide

The distance from production site in Lithauen to customer is stipulated to be an average of 1050km

### Reference service life, product

At least 15 years,with a 5-year warranty and a 10-year spare part guarantee

### Reference service life, building

If the furniture should become worn after a long life, Fora Form offers to renew the furniture. It's called Reform. The expected lifespan of the furniture is, using Reform, 50 - 60 years

## LCA: Calculation rules

### Declared unit:

1 pcs Senso 3 seat sofa - Pall

### Cut-off criteria:

All major raw materials and all the essential energy is included. The production processes for raw materials and energy flows with very small amounts (less than 1%) are not included. These cut-off criteria do not apply for hazardous materials and substances.

### Allocation:

The allocation is made in accordance with the provisions of EN 15804. Incoming energy and water and waste production in-house is allocated equally among all products through mass allocation. Effects of primary production of recycled materials is allocated to the main product in which the material was used. The recycling process and transportation of the material is allocated to this analysis.

**Data quality:**

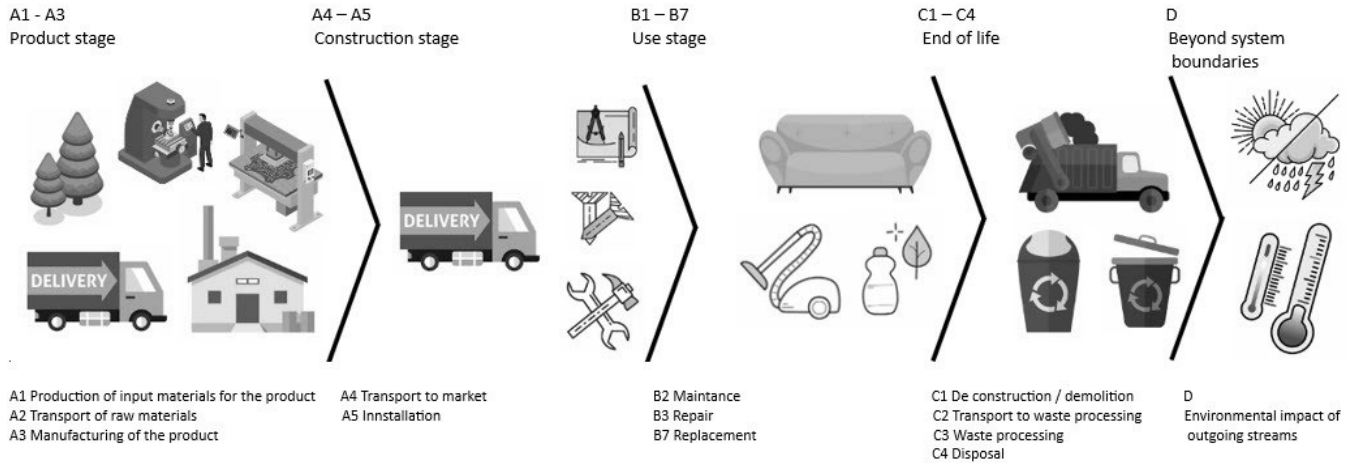
Specific data for the product composition are provided by the manufacturer. They represent the production of the declared product and were collected for EPD development in the year of study. Background data is based on registered EPDs according to EN 15804, Ostfold Research databases, ecoinvent and other LCA databases. The data quality of the raw materials in A1 is presented in the table below.

Materials	Source	Data quality	Year
Glass fibre	ecoinvent 3.6	Database	2019
Metal - Aluminium	ecoinvent 3.6	Database	2019
Metal - Steel	ecoinvent 3.6	Database	2019
Plastic - Polyoxymethylene (POM)	ecoinvent 3.6	Database	2019
Plastic - Polyurethane (PUR)	ecoinvent 3.6	Database	2019
Recycled cardboard	Modified ecoinvent 3.6	Database	2019
Textile - Wool	Modified ecoinvent 3.6	Database	2019
Wood - Plywood	modified ecoinvent 3.6	Database	2019

**System boundaries (X=included, MND=module not declared, MNR=module not relevant)**

Product stage			Construction installation stage		Use stage						End of life stage				Beyond the system boundaries	
Raw materials	Transport	Manufacturing	Transport	Assembly	Use	Maintenance	Repair	Replacement	Refurbishment	Operational energy use	Operational water use	De-construction demolition	Transport	Waste processing	Disposal	Reuse-Recovery-Recycling-potential
A1	A2	A3	A4	A5	B1	B2	B3	B4	B5	B6	B7	C1	C2	C3	C4	D
X	X	X	X	X	X	X	MND	MND	MND	MND	MND	X	X	X	X	X

**System boundary:**



**Additional technical information:**

We want you to enjoy your furniture for many years to come. If you follow our advice in our's Quality and Maintenance manual you contribute to prolonged life of your furniture. We use as far as possible environmentally friendly materials and processes in our manufacturing unit in Lithuania. Our goal is to manufacture furniture that can last for generations. All furniture made by Fora Form are made of FSC certified wood, manufactured according to ISO 14001, and has an EPD on all products. This ensures sustainability and a "cradle to cradle" philosophy. We actively work to reduce waste. All pa For a Form collaborate with Norsk Gjenvinning and Grønt Punkt (Green Dot Norway plc) regarding recycling of used packing materials. All wood is FSC certified.

Norwegian and Swedish Møbelfakta are accredited test facilities where furniture quality, strength, durability, flammability, safety, emissions and materials are tested and documented. A piece of furniture, which lives up to the three areas of requirements of Møbelfakta, has undergone extensive testing, is produced according to ethical guidelines and has been approved according to environmental requirements. Møbelfakta is an guarantee of high quality products. Almost all of Fora Forms collection is Møbelfakta approved.

Fora Form are ISO 9001 quality management, ISO 14001 environmental management and ISO 45001 occupational health and safety management certified.

Sustainability is important for Fora Form.

Transportation of Senso products from the production site to the customer is stipulated to be an average of 1050km














## LCA: Scenarios and additional technical information

The following information describe the scenarios in the different modules of the EPD.

Transport from production place to user (A4)	Capacity utilisation (incl. return) %	Distance (km)	Fuel/Energy Consumption	Unit	Value (Liter/tonne)
Truck, 16-32 tonnes, EURO 6 (km)	36,7 %	1050	0,043	l/tkm	45,15
Assembly (A5)					
Unit	Value				
Waste, packaging, cardboard, 100 % recycled, to average treatment (kg)	kg	2,00			
Maintenance (B2)					
Unit	Value				
Water, tap water (kg)	kg/DU	1,00			
Transport to waste processing (C2)	Capacity utilisation (incl. return) %	Distance (km)	Fuel/Energy Consumption	Unit	Value (Liter/tonne)
Truck, 7.5-16 tonnes, HVO, EURO 6 (kgkm)	35,4 %	85	0,056	l/tkm	4,76
Waste processing (C3)					
Unit	Value				
Waste treatment per kg Plastics, Mixture, municipal incineration with fly ash extraction (kg)	kg	0,15			
Waste treatment per kg Polyoxymethylene (POM), incineration with fly ash extraction (kg) - CH - C3	kg	0,10			
Waste treatment per kg Polyurethane (PU), incineration (kg)	kg	6,21			
Waste treatment per kg Scrap aluminium, incineration with fly ash extraction (kg)	kg	2,38			
Waste treatment per kg Scrap steel, incineration with fly ash extraction (kg)	kg	13,53			
Waste treatment per kg Textile, incineration with fly ash extraction (kg)	kg	3,99			
Waste treatment per kg Wood, incineration with fly ash extraction (kg)	kg	0,50			
Waste, materials to recycling (kg)	kg	4,84			
Disposal (C4)					
Unit	Value				
Landfilling of ashes and residues from incineration of Scrap aluminium (kg)	kg	2,13			
Landfilling of ashes and residues from incineration of Scrap steel (kg)	kg	8,94			
Landfilling of ashes from incineration of Plastics, Mixture, municipal incineration with fly ash extraction, process per kg ashes and residues - C4 (kg)	kg	0,01			
Landfilling of ashes from incineration of Polyoxymethylene (POM), process per kg ashes and residues (kg) - CH - C4	kg	0,00			
Landfilling of ashes from incineration of Polyurethane (PU), process per kg ashes and residues - C4 (kg)	kg	0,24			
Landfilling of ashes from incineration of Textile, soiled, process per kg ashes and residues (kg)	kg	0,20			
Landfilling of ashes from incineration of Wood, process per kg ashes and residues (kg)	kg	0,01			
Benefits and loads beyond the system boundaries (D)					
Unit	Value				
Substitution of electricity, in Norway (MJ)	MJ	13,03			
Substitution of primary aluminium with net scrap (kg)	kg	0,12			
Substitution of primary steel with net scrap (kg)	kg	3,67			
Substitution of thermal energy, district heating, in Norway (MJ)	MJ	197,10			

## LCA: Results

The LCA results are presented below for the declared unit defined on page 2 of the EPD document.

Environmental impact												
Indicator	Unit	A1-A3	A4	A5	B1	B2	C1	C2	C3	C4	D	
 GWP-total	kg CO <sub>2</sub> -eq	3,47E+02	4,61E+00	3,43E+00	0	3,46E-04	0	1,20E-01	2,41E+01	1,40E-01	-6,35E+00	
 GWP-fossil	kg CO <sub>2</sub> -eq	2,13E+02	4,61E+00	3,24E-02	0	3,43E-04	0	1,20E-01	1,74E+01	1,40E-01	-6,28E+00	
 GWP-biogenic	kg CO <sub>2</sub> -eq	1,15E+02	1,91E-03	3,40E+00	0	2,16E-06	0	2,21E-04	6,67E+00	1,25E-04	-9,63E-03	
 GWP-luluc	kg CO <sub>2</sub> -eq	1,81E+01	1,64E-03	1,07E-05	0	5,59E-07	0	2,18E-04	1,23E-04	3,96E-05	-6,20E-02	
 ODP	kg CFC11-eq	1,09E-05	1,04E-06	6,83E-09	0	3,00E-11	0	2,05E-08	9,42E-08	3,97E-08	-8,32E-02	
 AP	mol H <sup>+</sup> -eq	5,14E+00	1,32E-02	1,53E-04	0	2,00E-06	0	8,24E-04	1,58E-02	9,26E-04	-3,69E-02	
 EP-FreshWater	kg P -eq	5,12E-02	3,68E-05	2,66E-07	0	2,74E-08	0	4,83E-06	7,98E-06	1,45E-06	-3,93E-04	
 EP-Marine	kg N -eq	8,76E-01	2,62E-03	5,07E-05	0	3,18E-07	0	2,04E-04	8,71E-03	3,28E-04	-8,17E-03	
 EP-Terrestrial	mol N -eq	2,00E+01	2,93E-02	5,49E-04	0	3,70E-06	0	2,30E-03	8,38E-02	3,63E-03	-8,61E-02	
 POCP	kg NMVOC-eq	7,27E-01	1,12E-02	1,58E-04	0	1,16E-06	0	8,36E-04	2,00E-02	1,04E-03	-3,29E-02	
 ADP-minerals&metals <sup>1</sup>	kg Sb-eq	9,35E-03	1,27E-04	7,87E-07	0	9,59E-09	0	1,82E-05	3,64E-06	2,21E-06	-7,94E-05	
 ADP-fossil <sup>1</sup>	MJ	2,36E+03	6,97E+01	4,53E-01	0	5,86E-03	0	2,45E+00	7,89E+00	2,96E+00	-6,43E+01	
 WDP <sup>1</sup>	m <sup>3</sup>	7,80E+03	6,74E+01	5,74E-01	0	1,04E-01	0	8,85E+00	2,20E+01	7,15E+00	-6,23E+02	

GWP-total = Global Warming Potential total; GWP-fossil = Global Warming Potential fossil fuels; GWP-biogenic = Global Warming Potential biogenic; GWP-luluc = Global Warming Potential land use and land use change; ODP = Depletion potential of the stratospheric ozone layer; AP = Acidification potential, Accumulated Exceedance; EP-freshwater = Eutrophication potential, fraction of nutrients reaching freshwater end compartment; EP-marine = Eutrophication potential, fraction of nutrients reaching marine end compartment; EP-terrestrial = Eutrophication potential, Accumulated Exceedance; POCP = Formation potential of tropospheric ozone; ADP-minerals&metals = Abiotic depletion potential for non-fossil resources; ADP-fossil = Abiotic depletion for fossil resources potential; WDP = Water (user) deprivation potential, deprivation-weighted water consumption







"Reading example: 9,0 E-03 = 9,0\*10<sup>-3</sup> = 0,009"

\*INA Indicator Not Assessed

1. The results of this environmental impact indicator shall be used with care as the uncertainties on these results are high or as there is limited experienced with the indicator

### Remarks to environmental impacts

The product meets the requirements for low emissions.

Additional environmental impact indicators												
Indicator	Unit	A1-A3	A4	A5	B1	B2	C1	C2	C3	C4	D	
 PM	Disease incidence	4,03E-05	2,82E-07	2,26E-09	0	1,70E-11	0	2,28E-08	7,87E-08	1,66E-08	-9,83E-07	
 IRP <sup>2</sup>	kgBq U235 -eq	6,33E+00	3,04E-01	1,94E-03	0	4,05E-05	0	8,05E-03	1,30E-02	1,20E-02	-1,51E-01	
 ETP-fw <sup>1</sup>	CTUe	9,57E+03	5,16E+01	6,04E-01	0	6,35E-03	0	3,83E+00	6,12E+01	1,94E+00	-3,31E+02	
 HTP-c <sup>1</sup>	CTUh	4,74E-07	0,00E+00	1,80E-11	0	1,00E-12	0	0,00E+00	1,89E-09	7,30E-11	-2,38E-08	
 HTP-nc <sup>1</sup>	CTUh	7,88E-06	5,64E-08	7,58E-10	0	2,10E-11	0	6,85E-09	5,79E-08	2,10E-09	3,05E-07	
 SQP <sup>1</sup>	dimensionless	-1,61E+05	4,87E+01	3,04E-01	0	1,64E-03	0	3,77E+00	9,60E-01	6,53E+00	-1,12E+02	








PM = Particulate Matter emissions; IRP = Ionizing radiation – human health; ETP-fw = Eco toxicity – freshwater; HTP-c = Human toxicity – cancer effects; HTP-nc = Human toxicity – non cancer effects; SQP = Soil Quality (dimensionless)

"Reading example: 9,0 E-03 = 9,0\*10<sup>-3</sup> = 0,009"

\*INA Indicator Not Assessed

1. The results of this environmental impact indicator shall be used with care as the uncertainties on these results are high or as there is limited experienced with the indicator
2. This impact category deals mainly with the eventual impact of low dose ionizing radiation on human health of the nuclear fuel cycle. It does not consider effects due to possible nuclear accidents, occupational exposure nor due to radioactive waste disposal in underground facilities. Potential ionizing radiation from the soil, from radon and from some construction materials is also not measured by this indicator.






Resource use												
Indicator	Unit	A1-A3	A4	A5	B1	B2	C1	C2	C3	C4	D	
 PERE	MJ	6,48E+02	9,97E-01	7,45E-03	0	7,95E-04	0	1,30E-01	2,31E-01	6,11E-02	-1,09E+02	
 PERM	MJ	1,06E+02	0,00E+00	-1,17E+01	0	0,00E+00	0	0,00E+00	-9,48E+01	0,00E+00	0,00E+00	
 PERT	MJ	7,55E+02	9,97E-01	-1,17E+01	0	7,95E-04	0	1,30E-01	-9,45E+01	6,11E-02	-1,09E+02	
 PENRE	MJ	2,28E+03	6,97E+01	4,53E-01	0	5,87E-03	0	2,45E+00	7,95E+00	2,96E+00	-6,43E+01	
 PENRM	MJ	1,98E+02	0,00E+00	0,00E+00	0	0,00E+00	0	0,00E+00	-1,98E+02	0,00E+00	0,00E+00	
 PENRT	MJ	2,48E+03	6,97E+01	4,53E-01	0	5,87E-03	0	2,45E+00	-1,90E+02	2,96E+00	-6,43E+01	
 SM	kg	5,90E+00	0,00E+00	0,00E+00	0	0,00E+00	0	0,00E+00	0,00E+00	0,00E+00	0,00E+00	
 RSF	MJ	4,25E-01	3,57E-02	2,47E-04	0	6,39E-05	0	4,32E-03	5,39E-03	1,60E-03	1,26E-01	
 NRSF	MJ	3,15E+00	1,28E-01	1,02E-03	0	6,30E-05	0	1,52E-02	0,00E+00	8,68E-02	-1,73E+00	
 FW	m <sup>3</sup>	2,80E+00	7,45E-03	2,14E-04	0	1,01E-03	0	1,08E-03	2,67E-02	2,67E-03	-1,58E-01	

PERE = Use of renewable primary energy excluding renewable primary energy resources used as raw materials; PERM = Use of renewable primary energy resources used as raw materials; PERT = Total use of renewable primary energy resources; PENRE = Use of non renewable primary energy excluding non-renewable primary energy resources used as raw materials; PENRM = Use of non renewable primary energy resources used as raw materials; PENRT = Total use of non renewable primary energy resources; SM = Use of secondary materials; RSF = Use of renewable secondary fuels; NRSF = Use of non-renewable secondary fuels; FW = Net use of fresh water

"Reading example: 9,0 E-03 = 9,0\*10<sup>-3</sup> = 0,009"






\*INA Indicator Not Assessed

End of life - Waste												
Indicator	Unit	A1-A3	A4	A5	B1	B2	C1	C2	C3	C4	D	
	HWD	kg	1,12E+00	3,59E-03	0,00E+00	0	1,11E-06	0	3,68E-04	0,00E+00	1,12E+01	-1,71E-02
	NHWD	kg	3,91E+01	3,39E+00	2,00E+00	0	7,12E-05	0	2,94E-01	0,00E+00	2,49E-01	-2,36E+00
	RWD	kg	6,04E-03	4,74E-04	0,00E+00	0	3,43E-08	0	9,44E-06	0,00E+00	1,82E-05	-1,31E-04

HWD = Hazardous waste disposed; NHWD = Non-hazardous waste disposed; RWD = Radioactive waste disposed

\*Reading example: 9,0 E-03 = 9,0\*10<sup>-3</sup> = 0,009"

\*INA Indicator Not Assessed

End of life - Output flow												
Indicator	Unit	A1-A3	A4	A5	B1	B2	C1	C2	C3	C4	D	
	CRU	kg	0,00E+00	0,00E+00	0,00E+00	0	0,00E+00	0	0,00E+00	0,00E+00	0,00E+00	0,00E+00
	MFR	kg	0,00E+00	0,00E+00	1,86E+00	0	0,00E+00	0	0,00E+00	4,84E+00	0,00E+00	0,00E+00
	MER	kg	0,00E+00	0,00E+00	2,72E-06	0	0,00E+00	0	0,00E+00	2,69E+01	0,00E+00	0,00E+00
	EEE	MJ	0,00E+00	0,00E+00	1,14E-01	0	0,00E+00	0	0,00E+00	1,26E+01	0,00E+00	0,00E+00
	EET	MJ	0,00E+00	0,00E+00	1,73E+00	0	0,00E+00	0	0,00E+00	1,91E+02	0,00E+00	0,00E+00

CRU = Components for re-use; MFR = Materials for recycling; MER = Materials for energy recovery; EEE = Exported energy electrical; EET = Exported energy thermal

\*Reading example: 9,0 E-03 = 9,0\*10<sup>-3</sup> = 0,009"

\*INA Indicator Not Assessed

Biogenic Carbon Content		
Indicator	Unit	At the factory gate
Biogenic carbon content in product	kg C	2,27E-01
Biogenic carbon content in accompanying packaging	kg C	9,26E-01

Note: 1 kg biogenic carbon is equivalent to 44/12 kg CO<sub>2</sub>

## Additional requirements

### Greenhouse gas emissions from the use of electricity in the manufacturing phase

National production mix from import, low voltage (production of transmission lines, in addition to direct emissions and losses in grid) of applied electricity for the manufacturing process (A3).

Electricity mix	Source	Amount	Unit
Electricity, European average (kWh)	ecoinvent 3.6	428,03	g CO <sub>2</sub> -eq/kWh

### Dangerous substances

The product contains no substances given by the REACH Candidate list.

### Indoor environment

Our furniture doesn't contain any substances that effect indoor clima

## Additional Environmental Information

### Key Environmental Indicators

Key environmental indicators	Unit	A1-A3	A4	A1-C4	A1-D
GWPTotal	kg CO <sub>2</sub> -eq	346,78	4,61	379,14	372,79
Total energy consumption	MJ	2936,83	70,82	3022,02	2847,39
Amount of recycled materials	%	20,43			

### Additional environmental impact indicators required in NPCR Part A for construction products

Indicator	Unit	A1-A3	A4	A5	B1	B2	C1	C2	C3	C4	D
GWPIOBC	kg CO <sub>2</sub> -eq	3,43E+02	4,61E+00	3,24E-02	0	3,46E-04	0	1,20E-01	2,39E+01	1,53E-01	-8,29E+00

GWPI-IOBC: Global warming potential calculated according to the principle of instantaneous oxidation. In order to increase the transparency of biogenic carbon contribution to climate impact, the indicator GWP-IOBC is required as it declares climate impacts calculated according to the principle of instantaneous oxidation. GWP-IOBC is also referred to as GWP-GHG in context to Swedish public procurement legislation.


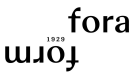



### Variants and Options

#### Key environmental indicators (A1-A3) for variants of this EPD

Variants	Weight (kg)	GWPTotal (kg CO <sub>2</sub> -eq)	Total energy consumption (MJ)	Amount of recycled materials (%)
Senso 3 seat sofa - low backrest/corner	52,03	815,82	6209,78	11,73
Senso 3 seat sofa - high backrest/corner	76,16	932,42	8034,71	8,71

## Bibliography

ISO 14025:2010 Environmental labels and declarations - Type III environmental declarations - Principles and procedures.  
 ISO 14044:2006 Environmental management - Life cycle assessment - Requirements and guidelines.  
 EN 15804:2012+A2:2019 Environmental product declaration - Core rules for the product category of construction products.  
 ISO 21930:2017 Sustainability in buildings and civil engineering works - Core rules for environmental product declarations of construction products.  
 ecoinvent v3, Allocation, cut-off by classification, Swiss Centre of Life Cycle Inventories.  
 Iversen et al., (2021) eEPD v2021.09 Background information for EPD generator tool system verification, LCA.no Report number: 07.21  
 Ruud et al., (2023) EPD generator for NPCR026 Part B for Furniture - Background information for EPD generator application and LCA data, LCA.no report number 01.23  
 NPCR Part A: Construction products and services. Ver. 2.0. March 2021, EPD-Norge.  
 NPCR 026 Part B for Furniture. Ver. 2.0 March 2022, EPD-Norge.

 <b>epd-norway</b> <small>Global Program Operator</small>	<b>Program operator and publisher</b> The Norwegian EPD Foundation Post Box 5250 Majorstuen, 0303 Oslo, Norway	Phone: +47 977 22 020 e-mail: <a href="mailto:post@epd-norge.no">post@epd-norge.no</a> web: <a href="http://www.epd-norge.no">www.epd-norge.no</a>
	<b>Owner of the declaration:</b> Fora Form AS Mosflatevegen, 6154 Ørsta	Phone: +47 700 46 000 e-mail: <a href="mailto:info@foraform.com">info@foraform.com</a> web: <a href="http://www.foraform.no">www.foraform.no</a>
	<b>Author of the Life Cycle Assessment</b> LCA.no AS Dokka 6A, 1671	Phone: +47 916 50 916 e-mail: <a href="mailto:post@lca.no">post@lca.no</a> web: <a href="http://www.lca.no">www.lca.no</a>
	<b>Developer of EPD generator</b> LCA.no AS Dokka 6B,1671 Kråkerøy	Phone: +47 916 50 916 e-mail: <a href="mailto:post@lca.no">post@lca.no</a> web: <a href="http://www.lca.no">www.lca.no</a>
	ECO Platform ECO Portal	web: <a href="http://www.eco-platform.org">www.eco-platform.org</a> web: ECO Portal