

Environmental product declaration

in accordance with ISO 14025 and EN 15804+A2

Protecta FR Graphite (plastic cartridge) for Sweden



Polyseam.

The Norwegian EPD Foundation

Owner of the declaration:

Polyseam AS

Product:

Protecta FR Graphite (plastic cartridge) for Sweden

Declared unit:

1 kg

This declaration is based on Product Category Rules:

CEN Standard EN 15804:2012+A2:2019 serves as core PCR

NPCR 009:2021 Part B for Technical - Chemical products for building and construction industry

Program operator:

The Norwegian EPD Foundation

Declaration number:

NEPD-7131-6530-EN

Registration number:

NEPD-7131-6530-EN

Issue date: 12.07.2024

Valid to: 12.07.2029

EPD software:

LCAno EPD generator ID: 416937

General information

Product

Protecta FR Graphite (plastic cartridge) for Sweden

Program operator:

The Norwegian EPD Foundation
Post Box 5250 Majorstuen, 0303 Oslo, Norway
Phone: +47 977 22 020
web: www.epd-norge.no

Declaration number:

NEPD-7131-6530-EN

This declaration is based on Product Category Rules:

CEN Standard EN 15804:2012+A2:2019 serves as core PCR
NPCR 009:2021 Part B for Technical - Chemical products for building
and construction industry

Statement of liability:

The owner of the declaration shall be liable for the underlying
information and evidence. EPD Norway shall not be liable with respect
to manufacturer information, life cycle assessment data and
evidences.

Declared unit:

1 kg Protecta FR Graphite (plastic cartridge) for Sweden

Declared unit with option:

A1,A2,A3,A4,A5

Functional unit:

General information on verification of EPD from EPD tools:

Independent verification of data, other environmental information
and the declaration according to ISO 14025:2010, § 8.1.3 and § 8.1.4.
Verification of each EPD is made according to EPD-Norway's
guidelines for verification and approval requiring that tools are i)
integrated into the company's environmental management system, ii)
the procedures for use of the EPD tool are approved by EPD-Norway,
and iii) the process is reviewed annually by an independent third
party verifier. See Appendix G of EPD-Norway's General Programme
Instructions for further information on EPD tools

Verification of EPD tool:

Independent third party verification of the EPD tool, background data
and test-EPD in accordance with EPDNorway's procedures and
guidelines for verification and approval of EPD tools. NEPD73

Third party verifier:

Linda Høbye, Life Cycle Assessment Consulting

(no signature required)

Owner of the declaration:

Polyseam AS
Contact person: Andrea Bogstad
Phone: +47 33 30 67 00
e-mail: post.no@polyseam.com

Manufacturer:

Polyseam Ltd

Place of production:

Polyseam Ltd
St Andrews Road 15
HD1 6SB Huddersfield, West Yorkshire, United Kingdom

Management system:

ISO 9001, ISO 14001

Organisation no:

986 426 051

Issue date:

12.07.2024

Valid to:

12.07.2029

Year of study:

2022

Comparability:

EPD of construction products may not be comparable if they not
comply with EN 15804 and seen in a building context.

Development and verification of EPD:

The declaration is created using EPD tool lca.tools ver EPD2022.03,
developed by LCA.no. The EPD tool is integrated in the company's
management system, and has been approved by EPD Norway.

Developer of EPD: Andrea Bogstad

Reviewer of company-specific input data and EPD: Jørn Davidsen

Approved:



Håkon Hauan
Managing Director of EPD-Norway

Product

Product description:

Protecta FR Graphite is a high specification mastic designed to prevent the spread of fire, smoke and gases through openings in fire rated walls and floors. The mastic material expands when exposed to fire. It effectively seals openings around penetrations once any combustible or low-temperature melting materials have burned away. It also seals difficult services which traditional fire rated mastics do not achieve, including large plastic pipes.

FR Graphite can be used with a suitable filling material in order to ensure the correct width to depth ratio to reduce the shrinking of the sealant during curing. Thermal activation takes place at 150 degrees when the material will expand to prevent the passage of fire and smoke for periods up to 4 hours.

Product specification

Materials	Value	Unit
MATERIALS		
Preservative	0,02	%
Filler	1-10	%
Binder	20-30	%
Chemical	10-20	%
Mineral	30-60	%
Solvent	10-15	%
PACKAGING		
Packaging - Cardboard	0,03	kg
Packaging - Plastic	0,08	kg
Packaging - Wood	0,03	kg

Technical data:

The product has third-party verified ETAs issued in accordance with regulation (EU) No 305/2011 on the basis of EAD 350454-00-1104, tested to EN 1366-3 in conjunction with EN 1363-1. The product is CE-marked for Europe.

For more information, please see <https://www.protecta.no/sv/product/fr-graphite/>

Market:

Sweden.

Reference service life, product

The reference service life of the product depends on its application area.

Reference service life, building

60 years.

LCA: Calculation rules

Declared unit:

1 kg Protecta FR Graphite (plastic cartridge) for Sweden

Cut-off criteria:

All major raw materials and all the essential energy is included. The production processes for raw materials and energy flows with very small amounts (less than 1%) are not included. These cut-off criteria do not apply for hazardous materials and substances.

Allocation:

The allocation is made in accordance with the provisions of EN 15804. Incoming energy and water and waste production in-house is allocated equally among all products through mass allocation. Effects of primary production of recycled materials is allocated to the main product in which the material was used. The recycling process and transportation of the material is allocated to this analysis.

Data quality:

Specific data for the product composition are provided by the manufacturer. The data represent the production of the declared product and were collected for EPD development in the year of study. Background data is based on EPDs according to EN 15804 and different LCA databases. The data quality of the raw materials in A1 is presented in the table below.

Materials	Source	Data quality	Year
Binder	ecoinvent 3.6	Database	2019
Chemical	ecoinvent 3.6	Database	2019
Chemical	Modified ecoinvent 3.6	Database	2019
Filler	ecoinvent 3.6	Database	2019
Mineral	ecoinvent 3.6	Database	2019
Packaging - Cardboard	Modified ecoinvent 3.6	Database	2019
Packaging - Plastic	ecoinvent 3.6	Database	2019
Packaging - Wood	Modified ecoinvent 3.6	Database	2019
Preservative	ecoinvent 3.6	Database	2019
Solvent	ecoinvent 3.6	Database	2019

System boundaries (X=included, MND=module not declared, MNR=module not relevant)

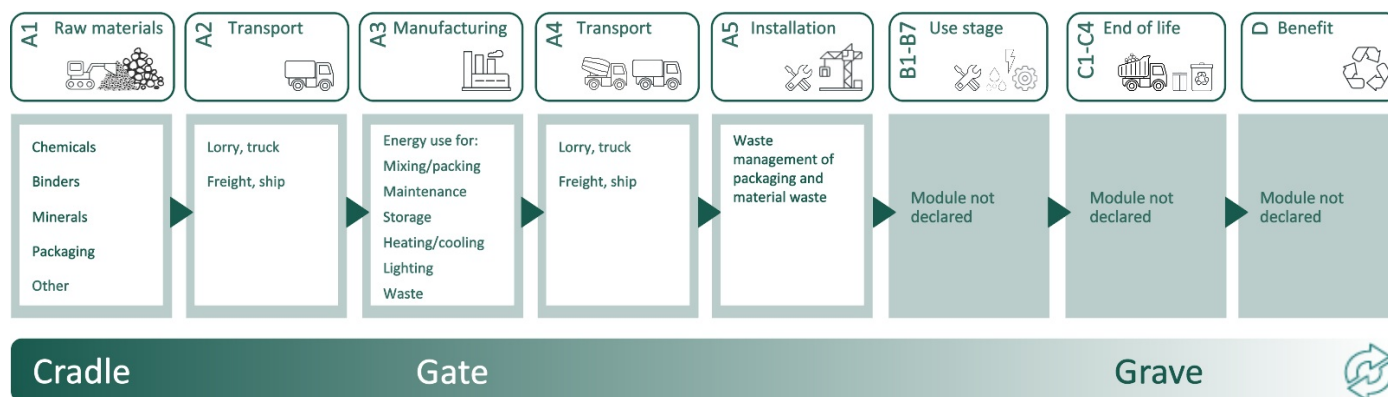
Product stage			Construction installation stage		Use stage							End of life stage				Beyond the system boundaries
Raw materials	Transport	Manufacturing	Transport	Assembly	Use	Maintenance	Repair	Replacement	Refurbishment	Operational energy use	Operational water use	De-construction demolition	Transport	Waste processing	Disposal	Reuse-Recovery-Recycling-potential
A1	A2	A3	A4	A5	B1	B2	B3	B4	B5	B6	B7	C1	C2	C3	C4	D
X	X	X	X	X	MND	MND	MND	MND	MND	MND	MND	MND	MND	MND	MND	MND

System boundary:

The life cycle analysis is a cradle-to-gate (A1 - A3) study, with options A4 and A5 for transport to the market and installation, respectively. It includes the extraction and production of raw materials and packaging, transportation to the manufacturing site, the production process itself, transport to the construction site, and waste management during product installation.

A4: Transport from the factory in England to Sweden is included. Additionally, 300 km of transport from our warehouse to the construction site is accounted for, in accordance with the PCR.

A5: Manual installation is considered, without the use of electricity. A 3% material waste during installation is included. Emissions of VOCs during installation are also accounted for. All packaging is sent to average waste management.



Additional technical information:

Protecta FR Graphite can be removed with a knife/scrapper and disposed of at an approved waste facility.

Polyseam's factory is certified according to the ISO 14001 Environmental Management Systems (EMS). It provides a framework for organisations to design and implement an EMS, and continually improve their environmental performance.

Learn more: <https://www.polyseam.com/sustainability/>

LCA: Scenarios and additional technical information














The following information describe the scenarios in the different modules of the EPD.

Transport from production place to user (A4)	Capacity utilisation (incl. return) %	Distance (km)	Fuel/Energy Consumption	Unit	Value (Liter/tonne)
Ship, Ferry, Sea (km)	50,0 %	1322	0,034	l/tkm	44,95
Truck, 16-32 tonnes, EURO 6 (km) - Europe	36,7 %	457	0,043	l/tkm	19,65
Truck, 16-32 tonnes, EURO 6 (km) - Europe	36,7 %	300	0,043	l/tkm	12,90
Truck, 16-32 tonnes, EURO 6 (km) - Europe	36,7 %	138	0,043	l/tkm	5,93

Assembly (A5)	Unit	Value			
Material loss during instalation (kg)	Units/DU	0,03			
Volatile organic compounds (VOCs) to air (kg)	kg/DU	0,00			
Waste treatment of material lost during instalation (kg)	kg/DU	0,03			
Waste, packaging, cardboard, to average treatment (kg)	kg	0,03			
Waste, packaging, pallet, EUR wooden pallet, reusable, to average treatment (kg)	kg	0,03			
Waste, packaging, Plastic cartridges, HDPE, to average treatment (kg)	kg	0,08			
Waste, packaging, plastic film (LDPE), to average treatment (kg)	kg	0,00			

LCA: Results

The LCA results are presented below for the declared unit defined on page 2 of the EPD document.

Environmental impact							
Indicator	Unit	A1	A2	A3	A4	A5	
 GWP-total	kg CO ₂ -eq	1,36E+00	8,45E-02	5,40E-02	3,27E-01	1,37E-01	
 GWP-fossil	kg CO ₂ -eq	1,45E+00	8,44E-02	5,23E-02	3,27E-01	4,49E-02	
 GWP-biogenic	kg CO ₂ -eq	-8,77E-02	2,87E-05	1,68E-03	1,10E-04	9,18E-02	
 GWP-luluc	kg CO ₂ -eq	1,14E-03	4,18E-05	5,97E-05	1,60E-04	2,65E-05	
 ODP	kg CFC11 -eq	1,32E-07	1,85E-08	4,67E-09	6,98E-08	4,36E-09	
 AP	mol H ⁺ -eq	8,47E-03	1,61E-03	1,83E-04	5,81E-03	7,00E-05	
 EP-FreshWater	kg P -eq	5,36E-05	4,95E-07	1,34E-06	1,93E-06	8,82E-07	
 EP-Marine	kg N -eq	1,50E-03	4,10E-04	3,70E-05	1,43E-03	2,04E-05	
 EP-Terrestrial	mol N -eq	1,60E-02	4,55E-03	4,03E-04	1,58E-02	1,77E-04	
 POCP	kg NMVOC -eq	8,73E-03	1,21E-03	1,05E-04	4,23E-03	2,15E-04	
 ADP-minerals&metals ¹	kg Sb-eq	6,67E-04	1,19E-06	6,49E-07	5,63E-06	1,79E-07	
 ADP-fossil ¹	MJ	3,26E+01	1,19E+00	1,07E+00	4,56E+00	1,99E-01	
 WDP ¹	m ³	6,11E+01	6,48E-01	4,62E+00	2,80E+00	7,55E-01	







GWP-total = Global Warming Potential total; GWP-fossil = Global Warming Potential fossil fuels; GWP-biogenic = Global Warming Potential biogenic; GWP-luluc = Global Warming Potential land use and land use change; ODP = Depletion potential of the stratospheric ozone layer; AP = Acidification potential, Accumulated Exceedance; EP-freshwater = Eutrophication potential, fraction of nutrients reaching freshwater end compartment; EP-marine = Eutrophication potential, fraction of nutrients reaching marine end compartment; EP-terrestrial = Eutrophication potential, Accumulated Exceedance; POCP = Formation potential of tropospheric ozone; ADP-minerals&metals = Abiotic depletion potential for non-fossil resources; ADP-fossil = Abiotic depletion for fossil resources potential; WDP = Water (user) deprivation potential, deprivation-weighted water consumption

"Reading example: 9,0 E-03 = 9,0*10⁻³ = 0,009"

*INA Indicator Not Assessed

1. The results of this environmental impact indicator shall be used with care as the uncertainties on these results are high or as there is limited experienced with the indicator

Remarks to environmental impacts











Additional environmental impact indicators							
Indicator	Unit	A1	A2	A3	A4	A5	
 PM	Disease incidence	8,52E-08	4,01E-09	7,27E-10	1,45E-08	1,10E-09	
 IRP ²	kgBq U235 -eq	5,42E-02	5,16E-03	1,72E-02	1,98E-02	8,39E-04	
 ETP-fw ¹	CTUe	3,08E+01	7,87E-01	7,72E-01	3,03E+00	7,57E-01	
 HTP-c ¹	CTUh	2,66E-09	0,00E+00	1,90E-11	0,00E+00	4,10E-11	
 HTP-nc ¹	CTUh	3,36E-08	6,82E-10	6,56E-10	3,49E-09	3,55E-10	
 SQP ¹	dimensionless	2,01E+01	6,90E-01	8,97E-01	2,00E+00	1,77E-01	

PM = Particulate Matter emissions; IRP = Ionizing radiation – human health; ETP-fw = Eco toxicity – freshwater; HTP-c = Human toxicity – cancer effects; HTP-nc = Human toxicity – non cancer effects; SQP = Potential Soil Quality Index (dimensionless)

"Reading example: 9,0 E-03 = 9,0*10⁻³ = 0,009"

*INA Indicator Not Assessed




1. The results of this environmental impact indicator shall be used with care as the uncertainties on these results are high or as there is limited experienced with the indicator
2. This impact category deals mainly with the eventual impact of low dose ionizing radiation on human health of the nuclear fuel cycle. It does not consider effects due to possible nuclear accidents, occupational exposure nor due to radioactive waste disposal in underground facilities. Potential ionizing radiation from the soil, from radon and from some construction materials is also not measured by this indicator.

Resource use							
Indicator	Unit	A1	A2	A3	A4	A5	
 PERE	MJ	1,96E+00	1,21E-02	2,94E-01	4,86E-02	3,33E-02	
 PERM	MJ	8,49E-01	0,00E+00	0,00E+00	0,00E+00	-8,49E-01	
 PERT	MJ	2,81E+00	1,21E-02	2,94E-01	4,86E-02	-8,16E-01	
 PENRE	MJ	2,95E+01	1,19E+00	1,07E+00	4,56E+00	1,99E-01	
 PENRM	MJ	3,33E+00	0,00E+00	0,00E+00	0,00E+00	-3,33E+00	
 PENRT	MJ	3,28E+01	1,19E+00	1,07E+00	4,56E+00	-3,13E+00	
 SM	kg	1,61E-02	0,00E+00	0,00E+00	0,00E+00	0,00E+00	
 RSF	MJ	5,32E-02	3,89E-04	4,26E-04	1,60E-03	5,82E-04	
 NRSF	MJ	8,58E-03	1,69E-03	4,96E-04	4,54E-03	1,88E-03	
 FW	m ³	3,44E-02	9,87E-05	4,30E-04	3,65E-04	1,57E-04	

PERE = Use of renewable primary energy excluding renewable primary energy resources used as raw materials; PERM = Use of renewable primary energy resources used as raw materials; PERT = Total use of renewable primary energy resources; PENRE = Use of non renewable primary energy excluding non-renewable primary energy resources used as raw materials; PENRM = Use of non renewable primary energy resources used as raw materials; PENRT = Total use of non renewable primary energy resources; SM = Use of secondary materials; RSF = Use of renewable secondary fuels; NRSF = Use of non-renewable secondary fuels; FW = Net use of fresh water

"Reading example: 9,0 E-03 = 9,0*10⁻³ = 0,009"






*INA Indicator Not Assessed

End of life - Waste							
Indicator		Unit	A1	A2	A3	A4	A5
	HWD	kg	3,60E-03	5,71E-05	3,21E-03	2,12E-04	3,00E-02
	NHWD	kg	1,26E-01	4,70E-02	6,31E-03	1,25E-01	1,05E-01
	RWD	kg	5,43E-05	8,20E-06	8,58E-06	3,14E-05	0,00E+00

HWD = Hazardous waste disposed; NHWD = Non-hazardous waste disposed; RWD = Radioactive waste disposed

*Reading example: 9,0 E-03 = $9,0 \cdot 10^{-3} = 0,009$

*INA Indicator Not Assessed

End of life - Output flow							
Indicator		Unit	A1	A2	A3	A4	A5
	CRU	kg	0,00E+00	0,00E+00	0,00E+00	0,00E+00	3,09E-02
	MFR	kg	5,25E-04	0,00E+00	1,10E-02	0,00E+00	6,96E-02
	MER	kg	2,59E-05	0,00E+00	8,75E-08	0,00E+00	1,59E-02
	EEE	MJ	1,68E-04	0,00E+00	8,41E-03	0,00E+00	3,06E-03
	EET	MJ	2,54E-03	0,00E+00	1,27E-01	0,00E+00	4,63E-02

CRU = Components for re-use; MFR = Materials for recycling; MER = Materials for energy recovery; EEE = Exported energy electrical; EET = Exported energy thermal

*Reading example: 9,0 E-03 = $9,0 \cdot 10^{-3} = 0,009$

*INA Indicator Not Assessed

Biogenic Carbon Content		
Indicator	Unit	At the factory gate
Biogenic carbon content in product	kg C	0,00E+00
Biogenic carbon content in accompanying packaging	kg C	2,50E-02

Note: 1 kg biogenic carbon is equivalent to 44/12 kg CO₂

Additional requirements

Greenhouse gas emissions from the use of electricity in the manufacturing phase

National production mix from import, low voltage (production of transmission lines, in addition to direct emissions and losses in grid) of applied electricity for the manufacturing process (A3).

Electricity mix	Source	Amount	Unit
Electricity, United Kingdom, Market mix (kWh)	ecoinvent 3.6	386,67	g CO ₂ -eq/kWh
Electricity, United Kingdom, Solar (kWh)	ecoinvent 3.6	78,98	g CO ₂ -eq/kWh

Dangerous substances

The product contains no substances given by the REACH Candidate list.

Indoor environment

Protecta FR Graphite has been emission tested by Normec Product Testing. Meets the exemplary level criteria for indoor air quality as specified in BREEM-SE Nybyggnad v6.0.

Properties for item FR Graphite have been declared in the Nordic Ecolabelling Building Products Portal (generation 3) and Supply Chain Declaration Portal (generation 4).

Additional Environmental Information

Additional environmental impact indicators required in NPCR Part A for construction products						
Indicator	Unit	A1	A2	A3	A4	A5
GWPIOBC	kg CO ₂ -eq	1,43E+00	8,45E-02	6,15E-02	3,27E-01	3,54E-02

GWPIOBC: Global warming potential calculated according to the principle of instantaneous oxidation. In order to increase the transparency of biogenic carbon contribution to climate impact, the indicator GWP-IOBC is required as it declares climate impacts calculated according to the principle of instantaneous oxidation. GWP-IOBC is also referred to as GWP-GHG in context to Swedish public procurement legislation.

Bibliography

ISO 14025:2010 Environmental labels and declarations - Type III environmental declarations - Principles and procedures.

ISO 14044:2006 Environmental management - Life cycle assessment - Requirements and guidelines.

EN 15804:2012+A2:2019 Environmental product declaration - Core rules for the product category of construction products.

ISO 21930:2017 Sustainability in buildings and civil engineering works - Core rules for environmental product declarations of construction products.

ecoinvent v3, (2019) Allocation, cut-off by classification, Swiss Centre of Life Cycle Inventories.






Iversen et al., (2021) eEPD v2021.09 Background information for EPD generator tool system verification, LCA.no Report number: 07.21

Graafland, J. and Ruttenborg, M. (2023) EPD generator for NPCR009:2021, Part B for Technical - Chemical products (non-cement based products), Background information for EPD generator application and LCA data, LCA.no report number: 12.23.

NPCR Part A: Construction products and services. Ver. 2.0, 24.03.2021 EPD Norway.

NPCR 009 Part B for Technical - Chemical products for building and construction industry, Ver. 3.0, 06.10.2021, EPD Norway.

SPT2023-R075 - VOC Emission Test Report

 Global program operator	Program operator and publisher The Norwegian EPD Foundation Post Box 5250 Majorstuen, 0303 Oslo, Norway	Phone: +47 977 22 020 e-mail: post@epd-norge.no web: www.epd-norge.no
	Owner of the declaration: Polyseam AS Ravneveien 7, 3174 Revetal	Phone: +47 33 30 67 00 e-mail: post.no@polyseam.com web: https://www.polyseam.com/
	Author of the Life Cycle Assessment LCA.no AS Dokka 6A, 1671	Phone: +47 916 50 916 e-mail: post@lca.no web: www.lca.no
	Developer of EPD generator LCA.no AS Dokka 6B,1671 Kråkerøy	Phone: +47 916 50 916 e-mail: post@lca.no web: www.lca.no
	ECO Platform ECO Portal	web: www.eco-platform.org web: ECO Portal