

Environmental product declaration

in accordance with ISO 14025 and EN 15804+A2

ABb, Skanska Industrial Solutions, Gällivare asfaltverk



SKANSKA

The Norwegian EPD Foundation

Owner of the declaration:

Skanska Industrial Solutions AB

Product:

ABb, Skanska Industrial Solutions, Gällivare asfaltverk

Declared unit:

1 tonne

This declaration is based on Product Category

Rules:

CEN Standard EN 15804:2012+A2:2019 serves as core PCR

NPCR 025:2022 Part B for Asphalt

Program operator:

The Norwegian EPD Foundation

Declaration number:

NEPD-7212-6624-EN

Registration number:

NEPD-7212-6624-EN

Issue date: 12.08.2024

Valid to: 12.08.2029

EPD software:

LCAno EPD generator ID: 447254

General information

Product

ABb, Skanska Industrial Solutions, Gällivare asfaltverk

Program operator:

The Norwegian EPD Foundation
Post Box 5250 Majorstuen, 0303 Oslo, Norway
Phone: +47 977 22 020
web: www.epd-norge.no

Declaration number:

NEPD-7212-6624-EN

This declaration is based on Product Category Rules:

CEN Standard EN 15804:2012+A2:2019 serves as core PCR
NPCR 025:2022 Part B for Asphalt

Statement of liability:

The owner of the declaration shall be liable for the underlying information and evidence. EPD Norway shall not be liable with respect to manufacturer information, life cycle assessment data and evidences.

Declared unit:

1 tonne ABb, Skanska Industrial Solutions, Gällivare asfaltverk

Declared unit with option:

A1,A2,A3,A4,C1,C2,C3,C4,D

Functional unit:

The term "declared unit" is used in this EPD, as the entire life cycle is not included in this EPD.

General information on verification of EPD from EPD tools:

Independent verification of data, other environmental information and the declaration according to ISO 14025:2010, § 8.1.3 and § 8.1.4. Verification of each EPD is made according to EPD-Norway's guidelines for verification and approval requiring that tools are i) integrated into the company's environmental management system, ii) the procedures for use of the EPD tool are approved by EPD-Norway, and iii) the process is reviewed annually by an independent third party verifier. See Appendix G of EPD-Norway's General Programme Instructions for further information on EPD tools

Verification of EPD tool:

Independent third party verification of the EPD tool, background data and test-EPD in accordance with EPDNorway's procedures and guidelines for verification and approval of EPD tools.

Third party verifier:

Martin Erlandsson, IVL Swedish Res. Inst

(no signature required)

Owner of the declaration:

Skanska Industrial Solutions AB
Contact person: Henrik Sjöholm
Phone: +46 10-448 71 06
e-mail: Henrik.Sjoholm@Skanska.se

Manufacturer:

Skanska Industrial Solutions AB
Warfvinges väg 25
112 74 Stockholm, Sweden

Place of production:

Gällivare

, Sweden

Management system:

ISO 14001, ISO 9001

Organisation no:

556793-1638

Issue date:

12.08.2024

Valid to:

12.08.2029

Year of study:

2023

Comparability:

EPD of construction products may not be comparable if they not comply with EN 15804 and seen in a building context.

Development and verification of EPD:

The declaration is created using EPD tool lca.tools ver EPD2022.03, developed by LCA.no. The EPD tool is integrated in the company's management system, and has been approved by EPD Norway.

Developer of EPD: Paulina Johansson

Reviewer of company-specific input data and EPD: Linnea Skogfors

Approved:

Håkon Hauan
Managing Director of EPD-Norway

Product

Product description:

Hot mix bind course for roads

Product specification

ABb

Materials	kg	%
Additives	0,20	0,02
Aggregate	237,50	23,75
Bitumen	47,00	4,70
Stone Aggregates	715,30	71,53
Total	1000,00	100,00

Technical data:

ABb bind course according to Swedish road administration specification TDOK 2013:0529

Market:

Sweden

Reference service life, product

Depending on traffic, road design and climate conditions

Reference service life, construction work

Depending on traffic, road design and climate conditions

LCA: Calculation rules

Declared unit:

1 tonne ABb, Skanska Industrial Solutions, Gällivare asfaltverk

Cut-off criteria:

All major raw materials and all the essential energy is included. The production processes for raw materials and energy flows with very small amounts (less than 1%) are not included. These cut-off criteria do not apply for hazardous materials and substances.

Allocation:

The allocation is made in accordance with the provisions of EN 15804. Incoming energy and water and waste production in-house is allocated equally among all products through mass allocation. Effects of primary production of recycled materials is allocated to the main product in which the material was used. The recycling process and transportation of the material is allocated to this analysis.

Data quality:

Specific data for the product composition are provided by the manufacturer. The data represent the production of the declared product and were collected for EPD development in the year of study. Background data is based on EPDs according to EN 15804 and different LCA databases. The data quality of the raw materials in A1 is presented in the table below. eurobitume (2019) is not considered conservative according to EN 15804, but is used due to common practice in other LCA tools, EPDs and PCR.

Similarly, specific data have been used for transport distances from supplier to asphalt plant and for all factory data (energy use, waste quantities, etc.). For all other data, generic data available in the EPD tool have been used.

Environmental impact for reclaimed asphalt falls to previous product systems until arrival at the asphalt plant. The asphalt plant uses electricity marked "Good Environmental Choice".

Materials	Source	Data quality	Year
Additives	Supplier	Supplier specific	2020
Aggregate	LCA.no	Database	2021
Bitumen	Eurobitume (2022)	Life Cycle Inventory	2022
Bitumen	LCA.no	Database	2021
Stone Aggregates	NEPD-4241-3478-SE	EPD	2021

System boundaries (X=included, MND=module not declared, MNR=module not relevant)

Product stage			Construction installation stage	Use stage								End of life stage				Beyond the system boundaries
Raw materials	Transport	Manufacturing	Transport	Assembly	Use	Maintenance	Repair	Replacement	Refurbishment	Operational energy use	Operational water use	De-construction demolition	Transport	Waste processing	Disposal	Reuse-Recovery-Recycling-potential
A1	A2	A3	A4	A5	B1	B2	B3	B4	B5	B6	B7	C1	C2	C3	C4	D
X	X	X	X	MND	MND	MND	MND	MND	MND	MND	MND	X	X	X	X	X

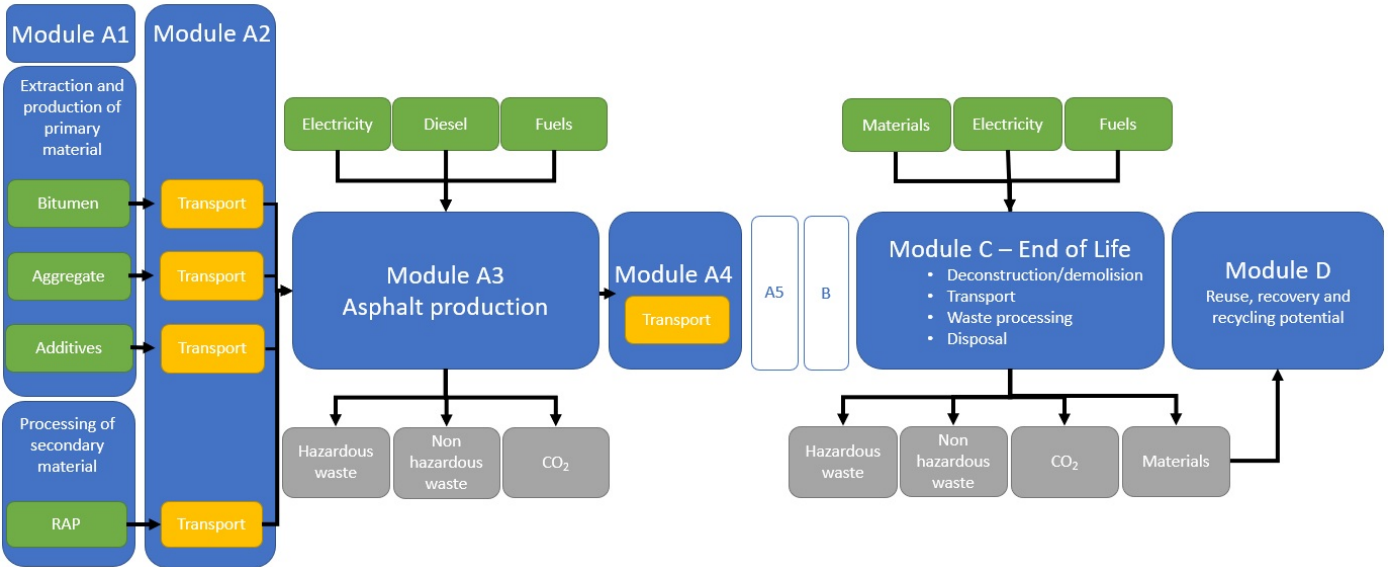
System boundary:

In accordance with EN 15804 + A2, the Modules A1-A3, A4, C, D are declared in this EPD.

Modules A1-A3 represent a "cradle to gate" analysis for the asphalt production, Module A4 refers to the transport of finished asphalt mix from asphalt plant to paving site, and Modules C and D are reviewing the end-of-life stage for the product and its reuse, recovery and recycling potential.

Declaration of the RSL is only possible if Module B is included and is therefore not assessed in this study.

The flowchart below visualizes processes in the life cycle of the asphalt.



Additional technical information:

25% reclaimed asphalt is included.

LCA: Scenarios and additional technical information

The following information describe the scenarios in the different modules of the EPD.

Transport from production place to user (A4)	Capacity utilisation (incl. return) %	Distance (km)	Fuel/Energy Consumption	Unit	Value (Liter/tonne)
Asfaltbil med henger, EURO 6 (km)	55,0 %	35	0,023	l/tkm	0,81
De-construction demolition (C1)					
	Unit	Value			
Milling machine, diesel consumption (L)	L/DU	0,40			
Water (L)	kg/DU	12,00			
Transport to waste processing (C2)					
Capacity utilisation (incl. return) %	Distance (km)	Fuel/Energy Consumption	Unit	Value (Liter/tonne)	
Truck, over 32 tonnes, EURO 6 (km)	55,0 %	35	0,023	l/tkm	0,81
Waste processing (C3)					
	Unit	Value			
Waste treatment, asphalt to recycling (kg)	kg	900,00			
Wear of asphalt (kg)	kg	100,00			
Disposal (C4)					
	Unit	Value			
Disposal, landfilling of asphalt (kg)	kg/DU	0,00			
Benefits and loads beyond the system boundaries (D)					
	Unit	Value			
Substitution of primary asphalt with net recycled asphalt (kg)	kg	675,00			

LCA: Results

The LCA results are presented below for the declared unit defined on page 2 of the EPD document.

Environmental impact											
Indicator	Unit	A1	A2	A3	A4	C1	C2	C3	C4	D	
GWP-total	kg CO ₂ -eq	1,03E+01	1,77E+00	4,08E+00	3,05E+00	1,43E+00	3,05E+00	8,46E-01	0,00E+00	-2,88E+01	
GWP-fossil	kg CO ₂ -eq	1,05E+01	1,76E+00	4,07E+00	3,05E+00	1,43E+00	3,05E+00	8,46E-01	0,00E+00	-2,88E+01	
GWP-biogenic	kg CO ₂ -eq	-2,24E-01	1,34E-03	7,25E-03	2,31E-03	4,81E-04	2,31E-03	1,59E-04	0,00E+00	0,00E+00	
GWP-luluc	kg CO ₂ -eq	1,78E-02	5,37E-04	3,10E-03	9,28E-04	1,19E-04	9,28E-04	6,69E-05	0,00E+00	-2,30E-02	
ODP	kg CFC11 -eq	1,04E-06	4,25E-07	6,08E-07	7,35E-07	3,09E-07	7,35E-07	1,84E-07	0,00E+00	-4,25E-05	
AP	mol H+ -eq	1,62E-01	5,67E-03	1,98E-01	9,80E-03	1,50E-02	9,80E-03	8,88E-03	0,00E+00	-2,90E-01	
EP-FreshWater	kg P -eq	2,47E-04	1,40E-05	1,09E-04	2,43E-05	5,53E-06	2,43E-05	3,09E-06	0,00E+00	-6,02E-04	
EP-Marine	kg N -eq	5,06E-02	1,24E-03	9,51E-02	2,15E-03	6,60E-03	2,15E-03	3,92E-03	0,00E+00	-5,54E-02	
EP-Terrestrial	mol N -eq	6,75E-01	1,39E-02	1,04E+00	2,40E-02	7,24E-02	2,40E-02	4,30E-02	0,00E+00	-6,28E-01	
POCP	kg NMVOC -eq	1,68E-01	5,45E-03	2,81E-01	9,42E-03	1,99E-02	9,42E-03	1,18E-02	0,00E+00	-3,44E-01	
ADP-minerals&metals ¹	kg Sb-eq	4,91E-05	3,14E-05	7,84E-05	5,43E-05	2,31E-06	5,43E-05	1,30E-06	0,00E+00	-2,55E-04	
ADP-fossil ¹	MJ	1,61E+03	2,86E+01	7,08E+01	4,95E+01	1,97E+01	4,95E+01	1,17E+01	0,00E+00	-2,71E+03	
WDP ¹	m ³	2,86E+00	2,19E+01	8,19E+02	3,79E+01	5,42E+00	3,79E+01	2,48E+00	0,00E+00	-2,19E+04	

GWP-total = Global Warming Potential total; GWP-fossil = Global Warming Potential fossil fuels; GWP-biogenic = Global Warming Potential biogenic; GWP-luluc = Global Warming Potential land use and land use change; ODP = Depletion potential of the stratospheric ozone layer; AP = Acidification potential, Accumulated Exceedance; EP-freshwater = Eutrophication potential, fraction of nutrients reaching freshwater end compartment; EP-marine = Eutrophication potential, fraction of nutrients reaching marine end compartment; EP-terrestrial = Eutrophication potential, Accumulated Exceedance; POCP = Formation potential of tropospheric ozone; ADP-minerals&metals = Abiotic depletion potential for non-fossil resources; ADP-fossil = Abiotic depletion for fossil resources potential; WDP = Water (user) deprivation potential, deprivation-weighted water consumption







"Reading example: 9,0 E-03 = 9,0*10⁻³ = 0,009"

*INA Indicator Not Assessed

1. The results of this environmental impact indicator shall be used with care as the uncertainties on these results are high or as there is limited experienced with the indicator

Remarks to environmental impacts

No additional remarks to environmental impacts.











Additional environmental impact indicators											
Indicator	Unit	A1	A2	A3	A4	C1	C2	C3	C4	D	
 PM	Disease incidence	1,30E-06	1,42E-07	5,76E-06	2,45E-07	3,95E-07	2,45E-07	2,35E-07	0,00E+00	-1,84E-06	
 IRP ²	kgBq U235 -eq	2,72E-01	1,25E-01	2,35E-01	2,16E-01	8,47E-02	2,16E-01	5,01E-02	0,00E+00	-1,36E+01	
 ETP-fw ¹	CTUe	5,43E+03	2,09E+01	8,84E+01	3,62E+01	1,08E+01	3,62E+01	6,39E+00	0,00E+00	-1,72E+03	
 HTP-c ¹	CTUh	7,80E-09	0,00E+00	6,31E-09	0,00E+00	4,17E-10	0,00E+00	0,00E+00	0,00E+00	-1,69E-08	
 HTP-nc ¹	CTUh	1,67E-07	2,02E-08	1,45E-07	3,50E-08	1,01E-08	3,50E-08	6,30E-09	0,00E+00	-4,23E-07	
 SQP ¹	dimensionless	2,79E+02	3,28E+01	1,45E+01	5,68E+01	2,51E+00	5,68E+01	1,49E+00	0,00E+00	-6,10E+02	

PM = Particulate Matter emissions; IRP = Ionizing radiation – human health; ETP-fw = Eco toxicity – freshwater; HTP-c = Human toxicity – cancer effects; HTP-nc = Human toxicity – non cancer effects; SQP = Potential Soil Quality Index (dimensionless)

"Reading example: 9,0 E-03 = 9,0*10⁻³ = 0,009"

*INA Indicator Not Assessed




1. The results of this environmental impact indicator shall be used with care as the uncertainties on these results are high or as there is limited experienced with the indicator
2. This impact category deals mainly with the eventual impact of low dose ionizing radiation on human health of the nuclear fuel cycle. It does not consider effects due to possible nuclear accidents, occupational exposure nor due to radioactive waste disposal in underground facilities. Potential ionizing radiation from the soil, from radon and from some construction materials is also not measured by this indicator.

Resource use											
Indicator	Unit	A1	A2	A3	A4	C1	C2	C3	C4	D	
 PERE	MJ	1,07E+01	3,60E-01	5,68E+01	6,23E-01	1,16E-01	6,23E-01	6,32E-02	0,00E+00	-1,50E+02	
 PERM	MJ	0,00E+00	0,00E+00	0,00E+00	0,00E+00	0,00E+00	0,00E+00	0,00E+00	0,00E+00	0,00E+00	
 PERT	MJ	1,07E+01	3,60E-01	5,68E+01	6,23E-01	1,16E-01	6,23E-01	6,32E-02	0,00E+00	-1,50E+02	
 PENRE	MJ	2,30E+02	2,89E+01	7,13E+01	4,99E+01	1,96E+01	4,99E+01	1,17E+01	0,00E+00	-2,71E+03	
 PENRM	MJ	1,85E+03	0,00E+00	0,00E+00	0,00E+00	0,00E+00	0,00E+00	-1,85E+03	0,00E+00	0,00E+00	
 PENRT	MJ	2,08E+03	2,89E+01	7,13E+01	4,99E+01	1,96E+01	4,99E+01	-1,84E+03	0,00E+00	-2,71E+03	
 SM	kg	2,50E+02	9,88E-03	5,50E+00	1,71E-02	9,91E-03	1,71E-02	5,74E-03	0,00E+00	-5,71E+01	
 RSF	MJ	0,00E+00	1,26E-02	8,53E-02	2,18E-02	3,38E-03	2,18E-02	1,56E-03	0,00E+00	-1,64E+00	
 NRSF	MJ	0,00E+00	4,23E-02	5,92E-01	7,32E-02	3,92E-02	7,32E-02	2,29E-02	0,00E+00	-6,82E-01	
 FW	m ³	6,26E-02	3,26E-03	4,32E-01	5,64E-03	1,31E-02	5,64E-03	6,02E-04	0,00E+00	-1,33E+00	

PERE = Use of renewable primary energy excluding renewable primary energy resources used as raw materials; PERM = Use of renewable primary energy resources used as raw materials; PERT = Total use of renewable primary energy resources; PENRE = Use of non renewable primary energy excluding non-renewable primary energy resources used as raw materials; PENRM = Use of non renewable primary energy resources used as raw materials; PENRT = Total use of non renewable primary energy resources; SM = Use of secondary materials; RSF = Use of renewable secondary fuels; NRSF = Use of non-renewable secondary fuels; FW = Net use of fresh water

"Reading example: 9,0 E-03 = 9,0*10⁻³ = 0,009"






*INA Indicator Not Assessed

End of life - Waste											
Indicator	Unit	A1	A2	A3	A4	C1	C2	C3	C4	D	
 HWD	kg	5,87E-03	1,57E-03	2,56E-02	2,71E-03	5,92E-04	2,71E-03	3,44E-04	0,00E+00	-1,09E+00	
 NHWD	kg	3,89E-01	2,49E+00	9,07E-01	4,30E+00	2,41E-02	4,30E+00	1,38E-02	0,00E+00	-3,51E+00	
 RWD	kg	1,73E-02	1,96E-04	2,43E-04	3,38E-04	1,37E-04	3,38E-04	8,12E-05	0,00E+00	-1,99E-02	

HWD = Hazardous waste disposed; NHWD = Non-hazardous waste disposed; RWD = Radioactive waste disposed

*Reading example: 9,0 E-03 = 9,0*10⁻³ = 0,009"

*INA Indicator Not Assessed

End of life - Output flow											
Indicator	Unit	A1	A2	A3	A4	C1	C2	C3	C4	D	
 CRU	kg	0,00E+00	0,00E+00	0,00E+00	0,00E+00	0,00E+00	0,00E+00	0,00E+00	0,00E+00	0,00E+00	
 MFR	kg	2,00E-01	1,39E-04	1,21E-01	2,40E-04	3,70E-05	2,40E-04	9,00E+02	0,00E+00	-2,43E-01	
 MER	kg	0,00E+00	8,56E-03	1,23E-02	1,48E-02	9,72E-03	1,48E-02	1,75E-05	0,00E+00	-1,71E-02	
 EEE	MJ	1,58E-03	1,49E-03	3,99E-02	2,58E-03	1,16E-04	2,58E-03	5,99E-05	0,00E+00	-5,47E+00	
 EET	MJ	2,38E-02	2,27E-02	6,03E-01	3,92E-02	1,75E-03	3,92E-02	9,07E-04	0,00E+00	-8,28E+01	

CRU = Components for re-use; MFR = Materials for recycling; MER = Materials for energy recovery; EEE = Exported energy electrical; EET = Exported energy thermal

*Reading example: 9,0 E-03 = 9,0*10⁻³ = 0,009"

*INA Indicator Not Assessed

Biogenic Carbon Content		
Indicator	Unit	At the factory gate
Biogenic carbon content in product	kg C	6,46E-05
Biogenic carbon content in accompanying packaging	kg C	0,00E+00

Note: 1 kg biogenic carbon is equivalent to 44/12 kg CO₂

Additional requirements

Greenhouse gas emissions from the use of electricity in the manufacturing phase

National production mix from import, low voltage (production of transmission lines, in addition to direct emissions and losses in grid) of applied electricity for the manufacturing process (A3).

Electricity mix	Source	Amount	Unit
Electricity, Norway (kWh)	ecoinvent 3.6	23,68	g CO2-eq/kWh

Dangerous substances

The product contains no substances on the REACH Candidate list at or above 100 ppm, 0,01 % by weight.

Indoor environment

Additional Environmental Information






Additional environmental impact indicators required in NPCR Part A for construction products										
Indicator	Unit	A1	A2	A3	A4	C1	C2	C3	C4	D
GWPIOBC	kg CO ₂ -eq	1,04E+01	1,76E+00	4,04E+00	3,03E+00	1,35E+00	3,03E+00	8,02E-01	0,00E+00	-2,81E+01

GWPI-IOBC: Global warming potential calculated according to the principle of instantaneous oxidation. In order to increase the transparency of biogenic carbon contribution to climate impact, the indicator GWP-IOBC is required as it declares climate impacts calculated according to the principle of instantaneous oxidation. GWP-IOBC is also referred to as GWP-GHG in context to Swedish public procurement legislation.

Bibliography

ISO 14025:2010 Environmental labels and declarations - Type III environmental declarations - Principles and procedures.
 ISO 14044:2006 Environmental management - Life cycle assessment - Requirements and guidelines.
 EN 15804:2012+A2:2019 Environmental product declaration - Core rules for the product category of construction products.
 ISO 21930:2017 Core rules for environmental product declarations of construction products.
 ecoinvent v3, Allocation, cut-off by classification, Swiss Centre of Life Cycle Inventories.
 Iversen et al., (2021) eEPD v2021.09 Background information for EPD generator tool system verification, LCA.no Report number: 07.21.
 Iversen et al., (2021) EPD generator for NPCR 025 Part B for Asphalt, Background information for EPD generator application and LCA data, LCA.no Report number: 10.21.
 NPCR Part A: Construction products and services. Ver. 2.0, 24.03.2021 EPD Norway.
 NPCR 025 Part B for asphalt, Ver. 1.1, 20.01.2022, EPD Norway.

Inventory report, Gällivare asfaltverk 2023

 <small>Global program operator</small>	Program operator and publisher The Norwegian EPD Foundation Post Box 5250 Majorstuen, 0303 Oslo, Norway	Phone: +47 977 22 020 e-mail: post@epd-norge.no web: www.epd-norge.no
	Owner of the declaration: Skanska Industrial Solutions AB Warfvings väg 25, 112 74 Stockholm	Phone: +46 10-448 71 06 e-mail: Henrik.Sjoholm@Skanska.se web: www.skanska.se
	Author of the Life Cycle Assessment LCA.no AS Dokka 6A, 1671	Phone: +47 916 50 916 e-mail: post@lca.no web: www.lca.no
	Developer of EPD generator LCA.no AS Dokka 6B,1671 Kråkerøy	Phone: +47 916 50 916 e-mail: post@lca.no web: www.lca.no
	ECO Platform ECO Portal	web: www.eco-platform.org web: ECO Portal