

# Environmental product declaration

in accordance with ISO 14025 and EN 15804+A2

## Hollowcore Uddevalla Biobetong 4



**Owner of the declaration:**

Heidelberg Materials Precast Contiga AB – Concrete

**Product:**

Hollowcore Uddevalla Biobetong 4

**Declared unit:**

1 tonne

**This declaration is based on Product Category Rules:**

CEN Standard EN 15804:2012+A2:2019 serves as core PCR

NPCR 020:2021 Part B for Concrete and concrete elements

**Program operator:**

The Norwegian EPD Foundation

**Declaration number:**

NEPD-7666-7054-EN

**Registration number:**

NEPD-7666-7054-EN

**Issue date:** 01.10.2024

**Valid to:** 01.10.2029

**EPD software:**

LCAno EPD generator ID: 560395

The Norwegian EPD Foundation

## General information

### Product

Hollowcore Uddevalla Biobetong 4

### Program operator:

The Norwegian EPD Foundation  
Post Box 5250 Majorstuen, 0303 Oslo, Norway  
Phone: +47 977 22 020  
web: [www.epd-norge.no](http://www.epd-norge.no)

### Declaration number:

NEPD-7666-7054-EN

### This declaration is based on Product Category Rules:

CEN Standard EN 15804:2012+A2:2019 serves as core PCR  
NPCR 020:2021 Part B for Concrete and concrete elements

### Statement of liability:

The owner of the declaration shall be liable for the underlying information and evidence. EPD Norway shall not be liable with respect to manufacturer information, life cycle assessment data and evidences.

### Declared unit:

1 tonne Hollowcore Uddevalla Biobetong 4

### Declared unit with option:

A1,A2,A3,A4,A5,C1,C2,C3,C4,D

### Functional unit:

### General information on verification of EPD from EPD tools:

Independent verification of data, other environmental information and the declaration according to ISO 14025:2010, § 8.1.3 and § 8.1.4. Verification of each EPD is made according to EPD-Norway's guidelines for verification and approval requiring that tools are i) integrated into the company's environmental management system, ii) the procedures for use of the EPD tool are approved by EPD-Norway, and iii) the process is reviewed annually by an independent third party verifier. See Appendix G of EPD-Norway's General Programme Instructions for further information on EPD tools

### Verification of EPD tool:

Independent third party verification of the EPD tool, background data and test-EPD in accordance with EPDNorway's procedures and guidelines for verification and approval of EPD tools.

Third party verifier:

Jane Anderson, Construction LCA Ltd

(no signature required)

### Owner of the declaration:

Heidelberg Materials Precast Contiga AB – Concrete  
Contact person: Håvard Nyman  
Phone: +46 0522 636333  
e-mail: [Havard.Nyman@contiga.se](mailto:Havard.Nyman@contiga.se)

### Manufacturer:

Heidelberg Materials Precast Contiga AB – Concrete

### Place of production:

Heidelberg Materials Precast Contiga AB – Concrete  
Kasenabbevägen 11A,  
1662 451 91 Uddevalla, Sverige, Sweden

### Management system:

Holds a local environmental diploma and is certified for ISO45001, 14001 and 9001

### Organisation no:

556270-5979

### Issue date:

01.10.2024

### Valid to:

01.10.2029

### Year of study:

2023

### Comparability:

EPD of construction products may not be comparable if they not comply with EN 15804 and seen in a building context.


### Development and verification of EPD:

The declaration is created using EPD tool lca.tools ver EPD2022.03, developed by LCA.no. The EPD tool is integrated in the company's management system, and has been approved by EPD Norway. NEPDT03

Developer of EPD: Alexander Noré

Reviewer of company-specific input data and EPD: Håvard Nyman

### Approved:



Håkon Hauan  
Managing Director of EPD-Norway

## Product

### Product description:

Hollow core is a type of slab that is made of concrete and contains prestressed reinforcement. The elements have longitudinal air channels to optimize material use and load-bearing capacity. The hollow cores are manufactured in different thicknesses depending on the desired function. This type of slabs allows for large spans, which also provides good conditions for a flexible use of the building over its lifetime. It is also a very resource-efficient product that utilizes the included material optimally.

The low w/c ratio and the high strength mean that the construction dries out quickly. With hollow core slabs, the building also receives very good properties in terms of sound insulation and good resistance against fire and moisture. Another of the concrete's important properties is its ability to store heat, which enables a low energy consumption and a lower power output during the building's entire operating time.

Hollow cores are 100% recyclable and enable fast, cost-effective and rational assembly in the construction project. This type of slab is also well suited for reuse.

### Product specification

Materials	kg	%
Additives	72,17	7,22
Aggregate	792,95	79,30
Cement	84,54	8,45
Chemical	0,78	0,08
Water	38,66	3,87
Metal - Steel	10,90	1,09
Total	1000,00	100,00

### Technical data:

Declared element is HD/F 120/27 in concrete quality C45/55, w/c ratio 0.40 and with 6 tension lines Ø12.9.

However, this EPD is applicable for dimensions HD/F 120/20 - HD/F 120/50 as the environmental impact indicators do not differ by more than 10% from the declared value.

Production weight for HD/F 120/27 is 367kg/m<sup>2</sup>.

Cement is Heidelberg Materials Basement CEM II 42.5 R. See EPD-HCG-20210157-CAA1-EN

More technical data and information on load capacity for different hollow core dimensions is available at Heidelberg Materials Precast Contiga's concrete factory in Uddevalla.

### Market:

Sweden

### Reference service life, product

More than 50 years

### Reference service life, building or construction works

More than 50 years

## LCA: Calculation rules

### Declared unit:

1 tonne Hollowcore Uddevalla Biobetong 4

### Cut-off criteria:

All major raw materials and all the essential energy is included. The production processes for raw materials and energy flows with very small amounts (less than 1%) are not included. These cut-off criteria do not apply for hazardous materials and substances.

### Allocation:

The allocation is made in accordance with the provisions of EN 15804. Incoming energy and water and waste production in-house is allocated equally among all products through mass allocation. Effects of primary production of recycled materials is allocated to the main product in which the material was used. The recycling process and transportation of the material is allocated to this analysis.

### Data quality:

Specific data for the product composition are provided by the manufacturer. The data represent the production of the declared product and were collected for EPD development in the year of study. Background data is based on EPDs according to EN 15804 and different LCA databases. The data quality of the raw materials in A1 is presented in the table below.

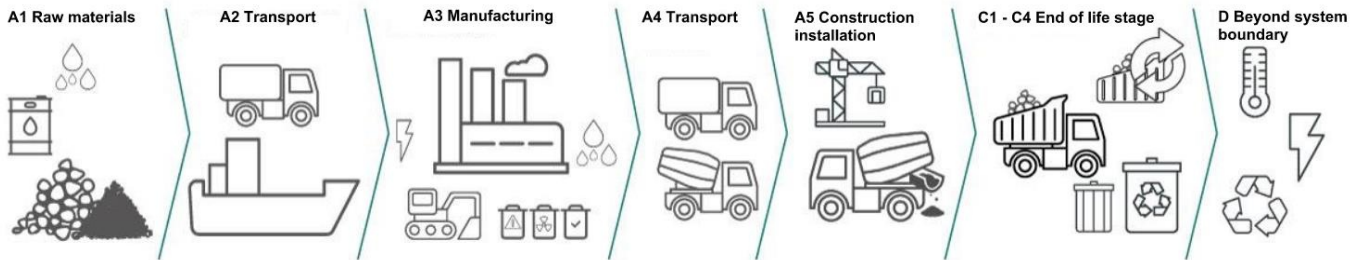
Materials	Source	Data quality	Year
Additives	Supplier	EPD	2022
Aggregate	ecoinvent 3.6	Database	2019
Cement	EPD-HCG-20210157-CAA1-EN	EPD	2021
Chemical	EPD-EFC-20210198-IBG1-EN	EPD	2021
Metal - Steel	S-P-07047	EPD	2022
Water	ecoinvent 3.6	Database	2019



### System boundaries (X=included, MND=module not declared, MNR=module not relevant)

Product stage			Construction installation stage		Use stage							End of life stage				Beyond the system boundaries
Raw materials	Transport	Manufacturing	Transport	Assembly	Use	Maintenance	Repair	Replacement	Refurbishment	Operational energy use	Operational water use	De-construction demolition	Transport	Waste processing	Disposal	Reuse-Recovery-Recycling-potential
A1	A2	A3	A4	A5	B1	B2	B3	B4	B5	B6	B7	C1	C2	C3	C4	D
X	X	X	X	X	MND	MND	MND	MND	MND	MND	MND	X	X	X	X	X

#### System boundary:



#### Additional technical information:

The product can be recycled by crushing














## LCA: Scenarios and additional technical information

The following information describe the scenarios in the different modules of the EPD.

Transport from production place to user (A4)	Capacity utilisation (incl. return) %	Distance (km)	Fuel/Energy Consumption	Unit	Value (Liter/tonne)
Truck, over 32 tonnes, EURO 6 (km)	53,3 %	85	0,023	l/tkm	1,96
Assembly (A5)					
	Unit	Value			
Diesel (L)	L/DU	0,87			
De-construction demolition (C1)					
	Unit	Value			
Diesel (L)	L/DU	0,87			
Demolition of building per kg of steel, C1 (kg)	kg/DU	11,06			
Demolition of building per kg of cement-based product, C1 (kg)	kg/DU	988,94			
Transport to waste processing (C2)					
	Capacity utilisation (incl. return) %	Distance (km)	Fuel/Energy Consumption	Unit	Value (Liter/tonne)
Truck, over 32 tonnes, EURO 6 (km)	53,3 %	85	0,023	l/tkm	1,96
Waste processing (C3)					
	Unit	Value			
Materials to recycling (kg)	kg	7,41			
Waste treatment of cement-based product after demolition (kg)	kg	672,48			
Disposal (C4)					
	Unit	Value			
Waste, scrap steel, to disposal (kg)	kg	3,65			
Waste, concrete sludge, rest concrete, to disposal (kg)	kg	316,46			
Benefits and loads beyond the system boundaries (D)					
	Unit	Value			
Substitution of steel (kg)	kg	3,58			
Substitution of stone materials (kg)	kg	672,48			

## LCA: Results

The LCA results are presented below for the declared unit defined on page 2 of the EPD document.

Environmental impact												
Indicator	Unit	A1	A2	A3	A4	A5	C1	C2	C3	C4	D	
 GWP-total	kg CO <sub>2</sub> -eq	7,32E+01	2,32E+00	1,89E+00	7,41E+00	3,08E+00	7,08E+00	7,41E+00	4,84E-01	1,37E+00	-5,52E+00	
 GWP-fossil	kg CO <sub>2</sub> -eq	7,27E+01	2,31E+00	1,87E+00	7,40E+00	3,08E+00	7,08E+00	7,40E+00	4,77E-01	1,37E+00	-5,48E+00	
 GWP-biogenic	kg CO <sub>2</sub> -eq	3,56E-01	9,91E-04	1,63E-02	3,17E-03	5,76E-04	1,33E-03	3,17E-03	4,13E-03	1,17E-03	-3,29E-02	
 GWP-luluc	kg CO <sub>2</sub> -eq	1,49E-01	7,05E-04	1,73E-03	2,26E-03	2,42E-04	5,58E-04	2,26E-03	6,61E-04	2,69E-04	-2,81E-03	
 ODP	kg CFC11-eq	2,04E-06	5,58E-07	3,39E-07	1,79E-06	6,64E-07	1,53E-06	1,79E-06	9,41E-08	6,67E-07	-4,06E-07	
 AP	mol H <sup>+</sup> -eq	1,77E-01	7,45E-03	1,80E-02	2,38E-02	3,22E-02	7,40E-02	2,38E-02	3,87E-03	1,34E-02	-3,35E-02	
 EP-FreshWater	kg P -eq	8,60E-03	1,84E-05	3,50E-05	5,89E-05	1,12E-05	2,58E-05	5,89E-05	3,02E-05	1,02E-05	-2,84E-04	
 EP-Marine	kg N -eq	2,46E-02	1,63E-03	6,92E-03	5,22E-03	1,42E-02	3,27E-02	5,22E-03	1,13E-03	5,02E-03	-8,86E-03	
 EP-Terrestrial	mol N -eq	5,86E-01	1,82E-02	7,65E-02	5,82E-02	1,56E-01	3,56E-01	5,82E-02	1,30E-02	5,53E-02	-9,79E-02	
 POCP	kg NMVOC-eq	1,70E-01	7,15E-03	2,10E-02	2,29E-02	4,28E-02	9,86E-02	2,29E-02	3,49E-03	1,58E-02	-3,47E-02	
 ADP-minerals&metals <sup>1</sup>	kg Sb-eq	9,43E-04	4,12E-05	3,15E-05	1,32E-04	4,72E-06	1,09E-05	1,32E-04	6,06E-06	1,21E-05	-2,05E-04	
 ADP-fossil <sup>1</sup>	MJ	3,61E+02	3,76E+01	2,55E+01	1,20E+02	4,23E+01	9,74E+01	1,20E+02	1,48E+01	4,42E+01	-5,92E+01	
 WDP <sup>1</sup>	m <sup>3</sup>	2,14E+03	2,88E+01	9,03E+02	9,22E+01	8,99E+00	2,07E+01	9,22E+01	1,64E+03	9,31E+01	-1,02E+03	

GWP-total = Global Warming Potential total; GWP-fossil = Global Warming Potential fossil fuels; GWP-biogenic = Global Warming Potential biogenic; GWP-luluc = Global Warming Potential land use and land use change; ODP = Depletion potential of the stratospheric ozone layer; AP = Acidification potential, Accumulated Exceedance; EP-freshwater = Eutrophication potential, fraction of nutrients reaching freshwater end compartment; EP-marine = Eutrophication potential, fraction of nutrients reaching marine end compartment; EP-terrestrial = Eutrophication potential, Accumulated Exceedance; POCP = Formation potential of tropospheric ozone; ADP-minerals&metals = Abiotic depletion potential for non-fossil resources; ADP-fossil = Abiotic depletion for fossil resources potential; WDP = Water (user) deprivation potential, deprivation-weighted water consumption







"Reading example: 9,0 E-03 = 9,0\*10<sup>-3</sup> = 0,009"

\*INA Indicator Not Assessed

1. The results of this environmental impact indicator shall be used with care as the uncertainties on these results are high or as there is limited experienced with the indicator

## Remarks to environmental impacts

**Additional environmental impact indicators**

Indicator	Unit	A1	A2	A3	A4	A5	C1	C2	C3	C4	D
 PM	Disease incidence	2,14E-02	2,13E-07	4,16E-07	6,80E-07	8,51E-07	5,92E-06	6,80E-07	6,19E-08	2,85E-07	-6,23E-07
 IRP <sup>2</sup>	kgBq U235 -eq	3,51E+03	1,64E-01	1,81E-01	5,26E-01	1,81E-01	4,21E-01	5,26E-01	2,49E-01	1,92E-01	-2,25E-01
 ETP-fw <sup>1</sup>	CTUe	3,49E+02	2,75E+01	3,50E+01	8,79E+01	2,31E+01	5,32E+01	8,79E+01	1,05E+01	2,19E+01	-2,47E+02
 HTP-c <sup>1</sup>	CTUh	3,41E-07	0,00E+00	1,65E-09	0,00E+00	8,98E-10	1,90E-09	0,00E+00	6,72E-10	6,40E-10	-2,03E-08
 HTP-nc <sup>1</sup>	CTUh	4,50E-06	2,66E-08	3,84E-08	8,50E-08	2,13E-08	4,93E-08	8,50E-08	9,42E-09	1,28E-08	3,79E-07
 SQP <sup>1</sup>	dimensionless	1,29E+02	4,31E+01	5,48E+00	1,38E+02	5,37E+00	1,21E+01	1,38E+02	8,39E+00	1,61E+02	5,66E+01











PM = Particulate Matter emissions; IRP = Ionizing radiation – human health; ETP-fw = Eco toxicity – freshwater; HTP-c = Human toxicity – cancer effects; HTP-nc = Human toxicity – non cancer effects; SQP = Potential Soil Quality Index (dimensionless)

"Reading example: 9,0 E-03 = 9,0\*10<sup>-3</sup> = 0,009"

\*INA Indicator Not Assessed

1. The results of this environmental impact indicator shall be used with care as the uncertainties on these results are high or as there is limited experienced with the indicator
2. This impact category deals mainly with the eventual impact of low dose ionizing radiation on human health of the nuclear fuel cycle. It does not consider effects due to possible nuclear accidents, occupational exposure nor due to radioactive waste disposal in underground facilities. Potential ionizing radiation from the soil, from radon and from some construction materials is also not measured by this indicator.






Resource use												
Indicator	Unit	A1	A2	A3	A4	A5	C1	C2	C3	C4	D	
 PERE	MJ	1,02E+02	4,73E-01	6,62E+01	1,51E+00	2,29E-01	5,29E-01	1,51E+00	7,63E+00	6,81E-01	-8,79E+00	
 PERM	MJ	9,13E-02	0,00E+00	0,00E+00	0,00E+00	0,00E+00	0,00E+00	0,00E+00	0,00E+00	0,00E+00	0,00E+00	
 PERT	MJ	1,02E+02	4,73E-01	6,62E+01	1,51E+00	2,29E-01	5,29E-01	1,51E+00	7,63E+00	6,81E-01	-8,79E+00	
 PENRE	MJ	4,25E+02	3,76E+01	2,55E+01	1,20E+02	4,23E+01	9,74E+01	1,20E+02	1,48E+01	4,42E+01	-6,07E+01	
 PENRM	MJ	4,51E+00	0,00E+00	0,00E+00	0,00E+00	0,00E+00	0,00E+00	0,00E+00	0,00E+00	0,00E+00	0,00E+00	
 PENRT	MJ	4,29E+02	3,76E+01	2,55E+01	1,20E+02	4,23E+01	9,74E+01	1,20E+02	1,48E+01	4,42E+01	-6,07E+01	
 SM	kg	8,27E+01	0,00E+00	0,00E+00	0,00E+00	0,00E+00	0,00E+00	0,00E+00	0,00E+00	0,00E+00	0,00E+00	
 RSF	MJ	5,39E+01	1,65E-02	6,05E-02	5,29E-02	5,63E-03	5,63E-03	5,29E-02	0,00E+00	1,41E-02	1,77E-02	
 NRSF	MJ	8,83E+01	5,54E-02	1,76E-01	1,77E-01	8,29E-02	8,29E-02	1,77E-01	0,00E+00	4,04E-02	4,02E+00	
 FW	m <sup>3</sup>	5,67E-01	4,28E-03	5,84E-01	1,37E-02	2,18E-03	5,01E-03	1,37E-02	2,54E-02	5,27E-02	-9,65E-01	

PERE = Use of renewable primary energy excluding renewable primary energy resources used as raw materials; PERM = Use of renewable primary energy resources used as raw materials; PERT = Total use of renewable primary energy resources; PENRE = Use of non renewable primary energy excluding non-renewable primary energy resources used as raw materials; PENRM = Use of non renewable primary energy resources used as raw materials; PENRT = Total use of non renewable primary energy resources; SM = Use of secondary materials; RSF = Use of renewable secondary fuels; NRSF = Use of non-renewable secondary fuels; FW = Net use of fresh water

\*Reading example: 9,0 E-03 = 9,0\*10<sup>-3</sup> = 0,009"

\*INA Indicator Not Assessed

**End of life - Waste**






Indicator		Unit	A1	A2	A3	A4	A5	C1	C2	C3	C4	D
	HWD	kg	3,85E-02	2,06E-03	2,47E-02	6,58E-03	1,25E-03	2,87E-03	6,58E-03	1,48E-03	0,00E+00	-2,68E-02
	NHWD	kg	3,49E+02	3,27E+00	1,66E+00	1,05E+01	5,01E-02	1,15E-01	1,05E+01	4,68E-02	3,20E+02	-1,80E+00
	RWD	kg	8,04E-03	2,57E-04	1,84E-04	8,21E-04	2,94E-04	6,76E-04	8,21E-04	1,57E-04	0,00E+00	-1,96E-04

HWD = Hazardous waste disposed; NHWD = Non-hazardous waste disposed; RWD = Radioactive waste disposed

\*Reading example: 9,0 E-03 =  $9,0 \cdot 10^{-3} = 0,009$

\*INA Indicator Not Assessed

**End of life - Output flow**

Indicator		Unit	A1	A2	A3	A4	A5	C1	C2	C3	C4	D
	CRU	kg	2,71E-03	0,00E+00	0,00E+00	0,00E+00	0,00E+00	0,00E+00	0,00E+00	0,00E+00	0,00E+00	0,00E+00
	MFR	kg	0,00E+00	0,00E+00	1,25E+00	0,00E+00	0,00E+00	0,00E+00	0,00E+00	6,80E+02	0,00E+00	0,00E+00
	MER	kg	0,00E+00	0,00E+00	5,08E-02	0,00E+00	0,00E+00	0,00E+00	0,00E+00	0,00E+00	0,00E+00	0,00E+00
	EEE	MJ	0,00E+00	0,00E+00	2,80E-02	0,00E+00	0,00E+00	0,00E+00	0,00E+00	0,00E+00	0,00E+00	0,00E+00
	EET	MJ	0,00E+00	0,00E+00	4,23E-01	0,00E+00	0,00E+00	0,00E+00	0,00E+00	0,00E+00	0,00E+00	0,00E+00

CRU = Components for re-use; MFR = Materials for recycling; MER = Materials for energy recovery; EEE = Exported energy electrical; EET = Exported energy thermal

\*Reading example: 9,0 E-03 =  $9,0 \cdot 10^{-3} = 0,009$

\*INA Indicator Not Assessed

**Biogenic Carbon Content**

Indicator	Unit	At the factory gate
Biogenic carbon content in product	kg C	0,00E+00
Biogenic carbon content in accompanying packaging	kg C	9,13E-02

Note: 1 kg biogenic carbon is equivalent to 44/12 kg CO<sub>2</sub>

## Additional requirements

### Greenhouse gas emissions from the use of electricity in the manufacturing phase

National production mix from import, low voltage (production of transmission lines, in addition to direct emissions and losses in grid) of applied electricity for the manufacturing process (A3).

Electricity mix	Source	Amount	Unit
Elektrisitet, Norge (kWh)	ecoinvent 3.6	24,33	g CO <sub>2</sub> -eq/kWh

### Dangerous substances

The product contains no substances given by the REACH Candidate list.

### Indoor environment

The product has a very small or no impact on the indoor climate






## Additional Environmental Information

Additional environmental impact indicators required in NPCR Part A for construction products											
Indicator	Unit	A1	A2	A3	A4	A5	C1	C2	C3	C4	D
GWPIOBC	kg CO <sub>2</sub> -eq	7,25E+01	2,32E+00	1,89E+00	7,41E+00	3,08E+00	7,08E+00	7,41E+00	4,78E-01	1,37E+00	-7,56E+00

GWP-IOBC: Global warming potential calculated according to the principle of instantaneous oxidation. In order to increase the transparency of biogenic carbon contribution to climate impact, the indicator GWP-IOBC is required as it declares climate impacts calculated according to the principle of instantaneous oxidation. GWP-IOBC is also referred to as GWP-GHG in context to Swedish public procurement legislation.

## Bibliography

ISO 14025:2010 Environmental labels and declarations - Type III environmental declarations - Principles and procedures.  
 ISO 14044:2006 Environmental management - Life cycle assessment - Requirements and guidelines.  
 EN 15804:2012+A2:2019 Environmental product declaration - Core rules for the product category of construction products.  
 ISO 21930:2017 Sustainability in buildings and civil engineering works - Core rules for environmental product declarations of construction products.  
 ecoinvent v3, Allocation, cut-off by classification, Swiss Centre of Life Cycle Inventories.  
 Iversen et al., (2021) eEPD v2021.09 Background information for EPD generator tool system verification, LCA.no Report number: 07.21  
 Vold et al., (2022) EPD generator for concrete and concrete elements  
 Background information for EPD generator application and LCA data, LCA.no report number: 06.22  
 NPCR Part A: Construction products and services. Ver. 2.0. April 2021, EPD-Norge.  
 NPCR 020 Part B for concrete and concrete elements, Ver. 3.0, 20.09.2021, EPD Norway.

 <small>Global program operator</small>	<b>Program operator and publisher</b> The Norwegian EPD Foundation Post Box 5250 Majorstuen, 0303 Oslo, Norway	Phone: +47 977 22 020 e-mail: <a href="mailto:post@epd-norge.no">post@epd-norge.no</a> web: <a href="http://www.epd-norge.no">www.epd-norge.no</a>
	<b>Owner of the declaration:</b> Heidelberg Materials Precast Contiga AB – Concrete Kasenabbevägen 11A,, 1662 451 91 Uddevalla, Sverige	Phone: +46 0522 636333 e-mail: <a href="mailto:Havard.Nyman@contiga.se">Havard.Nyman@contiga.se</a> web: <a href="http://www.contiga.se">www.contiga.se</a>
	<b>Author of the Life Cycle Assessment</b> LCA.no AS Dokka 6A, 1671 Kråkerøy	Phone: +47 916 50 916 e-mail: <a href="mailto:post@lca.no">post@lca.no</a> web: <a href="http://www.lca.no">www.lca.no</a>
	<b>Developer of EPD generator</b> LCA.no AS Dokka 6A, 1671 Kråkerøy	Phone: +47 916 50 916 e-mail: <a href="mailto:post@lca.no">post@lca.no</a> web: <a href="http://www.lca.no">www.lca.no</a>
	ECO Platform ECO Portal	web: <a href="http://www.eco-platform.org">www.eco-platform.org</a> web: ECO Portal