

Environmental product declaration

in accordance with ISO 14025 and EN 15804+A2

JZ-LL



TROX[®] TECHNIK
The art of handling air

The Norwegian EPD Foundation

Owner of the declaration:

TROX Group

Product:

JZ-LL

Declared unit:

1 pcs

This declaration is based on Product Category Rules:

CEN Standard EN 15804:2012+A2:2019 serves as core PCR

NPCR 030:2021 Part B for ventilation components

Program operator:

The Norwegian EPD Foundation

Declaration number:

NEPD-8014-7687-EN

Registration number:

NEPD-8014-7687-EN

Issue date: 13.11.2024

Valid to: 13.11.2029

EPD software:

LCAno EPD generator ID: 470897

General information

Product

JZ-LL

Program operator:

The Norwegian EPD Foundation
Post Box 5250 Majorstuen, 0303 Oslo, Norway
Phone: +47 977 22 020
web: www.epd-norge.no

Declaration number:

NEPD-8014-7687-EN

This declaration is based on Product Category Rules:

CEN Standard EN 15804:2012+A2:2019 serves as core PCR
NPCR 030:2021 Part B for ventilation components

Statement of liability:

The owner of the declaration shall be liable for the underlying information and evidence. EPD Norway shall not be liable with respect to manufacturer information, life cycle assessment data and evidences.

Declared unit:

1 pcs JZ-LL

Declared unit with option:

A1-A3,A4,C1,C2,C3,C4,D

Functional unit:

-

General information on verification of EPD from EPD tools:

Independent verification of data, other environmental information and the declaration according to ISO 14025:2010, § 8.1.3 and § 8.1.4. Verification of each EPD is made according to EPD-Norway's guidelines for verification and approval requiring that tools are i) integrated into the company's environmental management system, ii) the procedures for use of the EPD tool are approved by EPD-Norway, and iii) the process is reviewed annually by an independent third party verifier. See Appendix G of EPD-Norway's General Programme Instructions for further information on EPD tools

Verification of EPD tool:

Independent third party verification of the EPD tool, background data and test-EPD in accordance with EPD-Norway's procedures and guidelines for verification and approval of EPD tools.

Third party verifier:

Alexander Borg, Asplan Viak AS

(no signature required)

Owner of the declaration:

TROX Group
Contact person: Alina Buchner
Phone: +49 2845 2020
e-mail: productsustainability-de@troxgroup.com

Manufacturer:

TROX Group
Heinrich-Trox-Platz 1
47506 Neukirchen-Vluyn, Germany

Place of production:

TROX GmbH - Werk Anholt
Gendringer Str. 85
46419 Isselburg, Germany

Management system:

ISO 9001, ISO 14001:2015, ISO 50001:2018

Organisation no:

DE 120250070

Issue date:

13.11.2024

Valid to:

13.11.2029

Year of study:

2023

Comparability:

EPD of construction products may not be comparable if they not comply with EN 15804 and seen in a building context.


Development and verification of EPD:

The declaration is created using EPD tool lca.tools ver EPD2022.03, developed by LCA.no. The EPD tool is integrated in the company's management system and has been approved by EPD Norway.

Developer of EPD: Aylin Ala

Reviewer of company-specific input data and EPD: Jule Dallmann

Approved:



Håkon Hauan
Managing Director of EPD-Norway

Product

Product description:

For extremely low-leakage shut-off in ventilation and air conditioning systems.

Rectangular multileaf dampers for volume flow and pressure control as well as for extremely low-leakage shut-off of ducts and openings in walls and ceiling slabs.

For more information see: <https://www.trox.de/en/multileaf-dampers/jz-ll-80fda7f25593a280>

Product specification

Rectangular multileaf dampers for volume flow and pressure control as well as for low-leakage shut-off of ducts and openings in walls and ceiling slabs. Ready-to-operate unit which consists of the casing, aerofoil blades and the blade mechanism. Flanges on both sides, suitable for duct connection. The blade position is indicated externally by a notch in the blade shaft extension.

Closed multileaf damper air leakage to EN 1751, class 4 (B = 600 mm, class 3).

Casing air leakage to EN 1751, class C.

This EPD includes the environmental data of the product series JZ-LL.

The following represents a specific dataset of the most sold variant in the declared sales year (JZ-LL-G-M-R/350x250/Z51).

| Materials | kg | % |
|------------------------------|------|-------|
| Metal - Copper | 0,07 | 0,74 |
| Metal - Galvanized Steel | 5,39 | 60,41 |
| Motor | 0,76 | 8,48 |
| Plastic - Polypropylene (PP) | 0,01 | 0,07 |
| Metal - Steel | 0,30 | 3,36 |
| Plastic - Polycarbonate (PC) | 0,00 | 0,02 |
| Total | 6,52 | 73,08 |

| Packaging | kg | % |
|-----------------------|------|-------|
| Packaging - Cardboard | 0,40 | 4,49 |
| Packaging - Pallet | 2,00 | 22,43 |
| Total incl. packaging | 8,92 | 26,92 |

Technical data:

Nominal sizes: 200 × 180 – 2000 × 1995 mm.

Operating temperature: 0 – 100 °C.

For more information see: https://cdn.trox.de/0378f470bed302d1/6bf395098d99/JZ-LL_PD_2024_02_12_DE_en.pdf

Market:

Europe.

Reference service life, product

20 - 25 years.

Reference service life, building or construction works

60 years.

LCA: Calculation rules

Declared unit:

1 pcs JZ-LL

Cut-off criteria:

All major raw materials and all the essential energy is included. The production processes for raw materials and energy flows with very small amounts (less than 1%) are not included. These cut-off criteria do not apply for hazardous materials and substances.

Allocation:

The allocation is made in accordance with the provisions of EN 15804. Energy, water and waste production in-house is allocated equally among all products through mass allocation. Effects of primary production of recycled materials is allocated to the main product in which the material was used. The recycling process and transportation of the material is allocated to this analysis.

Data quality:

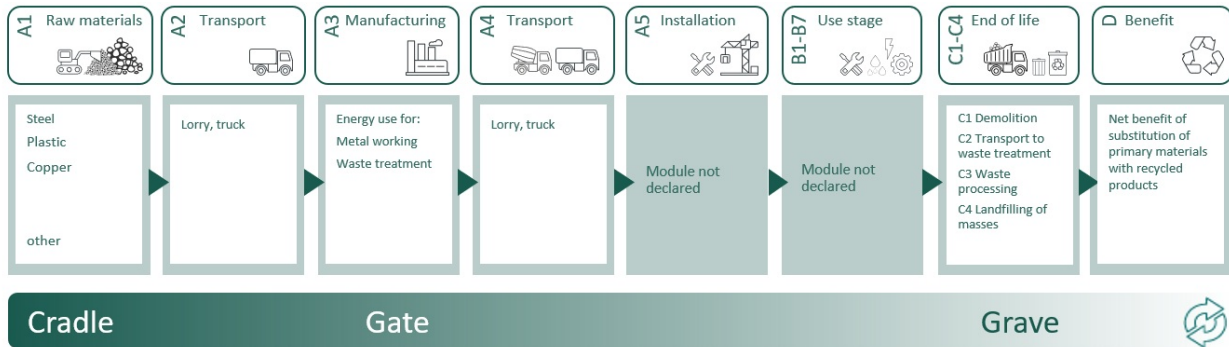
Specific data for the product composition are provided by the manufacturer. The data represent the production of the declared product and were collected for EPD development in the year of study. Background data is based on EPDs according to EN 15804 and different LCA databases. The data quality of the raw materials in A1 is presented in the table below.

| Materials | Source | Data quality | Year |
|------------------------------|------------------------|--------------|------|
| Metal - Copper | ecoinvent 3.6 | Database | 2019 |
| Metal - Galvanized Steel | ecoinvent 3.6 | Database | 2020 |
| Metal - Steel | ecoinvent 3.6 | Database | 2019 |
| Motor | Modified ecoinvent 3.6 | Database | 2019 |
| Packaging - Cardboard | ecoinvent 3.6 | Database | 2019 |
| Packaging - Pallet | ecoinvent 3.6 | Database | 2019 |
| Plastic - Polycarbonate (PC) | ecoinvent 3.6 | Database | 2019 |
| Plastic - Polypropylene (PP) | ecoinvent 3.6 | Database | 2019 |

System boundaries (X=included, MND=module not declared, MNR=module not relevant)

| Product stage | | | Construction installation stage | Use stage | | | | | | | | End of life stage | | | | Beyond the system boundaries |
|---------------|-----------|---------------|---------------------------------|-----------|-----|-------------|--------|-------------|---------------|------------------------|-----------------------|----------------------------|-----------|------------------|----------|------------------------------------|
| Raw materials | Transport | Manufacturing | Transport | Assembly | Use | Maintenance | Repair | Replacement | Refurbishment | Operational energy use | Operational water use | De-construction demolition | Transport | Waste processing | Disposal | Reuse-Recovery-Recycling-potential |
| A1 | A2 | A3 | A4 | A5 | B1 | B2 | B3 | B4 | B5 | B6 | B7 | C1 | C2 | C3 | C4 | D |
| X | X | X | X | MND | MND | MND | MND | MND | MND | MND | MND | X | X | X | X | X |

System boundary:



Additional technical information:

- Maximum dimensions 2000 × 1995 mm.
- Closed multileaf damper air leakage to EN 1751, classes 3 – 4, depending on size.
- Casing air leakage to EN 1751, class C.
- Aerofoil opposed action blades.
- Closed cell side seals meet increased hygiene requirements.
- Blades interconnected by external linkage.
- Available in standard sizes and many intermediate sizes.

Optional equipment and accessories:

- Actuators: Open/close actuators, modulating actuators.
- Explosion-proof construction with pneumatic actuator or spring return actuator.
- Powder-coated construction.








LCA: Scenarios and additional technical information

The following information describe the scenarios in the different modules of the EPD.

| Transport from production place to user (A4) | Capacity utilisation (incl. return) % | Distance (km) | Fuel/Energy Consumption | Unit | Value (Liter/tonne) |
|--|---------------------------------------|---------------|-------------------------|-------|---------------------|
| Truck, 16-32 tonnes, EURO 6 (km) | 36,7 % | 800 | 0,043 | l/tkm | 34,40 |
| De-construction demolition (C1) | | | | | |
| | Unit | Value | | | |
| Demolition of building per kg of ventilation product (kg) | kg/DU | 6,52 | | | |
| Transport to waste processing (C2) | | | | | |
| | Capacity utilisation (incl. return) % | Distance (km) | Fuel/Energy Consumption | Unit | Value (Liter/tonne) |
| Truck, 16-32 tonnes, EURO 6 (km) | 36,7 % | 50 | 0,043 | l/tkm | 2,15 |
| Waste processing (C3) | | | | | |
| | Unit | Value | | | |
| Materials to recycling (kg) | kg | 5,86 | | | |
| Waste treatment per kg Plastics, incineration (kg) | kg | 0,00 | | | |
| Waste treatment per kg Hazardous waste, incineration (kg) | kg | 0,00 | | | |
| Waste treatment per kg Polypropylene (PP), incineration (kg) | kg | 0,00 | | | |
| Waste treatment per kg Bulk iron waste, excluding reinforcement, sorting plant (kg) | kg | 0,76 | | | |
| Disposal (C4) | | | | | |
| | Unit | Value | | | |
| Waste, scrap steel, to landfill (kg) | kg | 0,63 | | | |
| Landfilling of ashes from incineration per kg Hazardous waste, from incineration (kg) | kg | 0,00 | | | |
| Landfilling of ashes from incineration of Plastics, process per kg ashes and residues (kg) | kg | 0,00 | | | |
| Waste, plastic, mixture, to landfill (kg) | kg | 0,00 | | | |
| Waste, hazardous waste, to landfill (kg) | kg | 0,00 | | | |
| Landfilling of ashes from incineration of Polypropylene (PP), process per kg ashes and residues (kg) | kg | 0,00 | | | |
| Waste treatment per kg Copper slag, to landfill, residual material landfill (kg) | kg | 0,02 | | | |
| Waste, aluminium, to landfill (kg) | kg | 0,00 | | | |
| Benefits and loads beyond the system boundaries (D) | | | | | |
| | Unit | Value | | | |
| Substitution of primary steel with net scrap (kg) | kg | 1,61 | | | |
| Substitution of electricity (MJ) | MJ | 0,01 | | | |
| Substitution of thermal energy, district heating (MJ) | MJ | 0,08 | | | |
| Substitution of primary copper with net scrap (kg) | kg | 0,10 | | | |
| Substitution of primary aluminium with net scrap (kg) | kg | 0,06 | | | |

LCA: Results

The LCA results are presented below for the declared unit defined on page 2 of the EPD document.

| Environmental impact | | | | | | | | | |
|--|------------------------|----------|----------|----------|----------|----------|----------|-----------|--|
| Indicator | Unit | A1-A3 | A4 | C1 | C2 | C3 | C4 | D | |
|  GWP-total | kg CO ₂ -eq | 3,31E+01 | 1,17E+00 | 8,60E-03 | 7,29E-02 | 1,08E-02 | 3,43E-03 | -2,57E+00 | |
|  GWP-fossil | kg CO ₂ -eq | 3,25E+01 | 1,17E+00 | 8,59E-03 | 7,28E-02 | 1,08E-02 | 3,42E-03 | -2,55E+00 | |
|  GWP-biogenic | kg CO ₂ -eq | 5,46E-01 | 4,82E-04 | 1,61E-06 | 3,01E-05 | 4,00E-06 | 2,76E-06 | -4,55E-03 | |
|  GWP-luluc | kg CO ₂ -eq | 4,08E-02 | 4,15E-04 | 6,77E-07 | 2,59E-05 | 5,90E-07 | 9,91E-07 | -1,14E-02 | |
|  ODP | kg CFC11 -eq | 4,24E-06 | 2,64E-07 | 1,86E-09 | 1,65E-08 | 1,17E-10 | 1,41E-09 | -3,38E-05 | |
|  AP | mol H ⁺ -eq | 3,45E-01 | 3,35E-03 | 8,99E-05 | 2,09E-04 | 3,81E-06 | 2,86E-05 | -5,09E-02 | |
|  EP-FreshWater | kg P -eq | 2,32E-03 | 9,31E-06 | 3,13E-08 | 5,82E-07 | 3,27E-08 | 2,61E-08 | -3,89E-04 | |
|  EP-Marine | kg N -eq | 3,97E-02 | 6,63E-04 | 3,97E-05 | 4,14E-05 | 1,16E-06 | 1,10E-05 | -3,87E-03 | |
|  EP-Terrestrial | mol N -eq | 9,83E-01 | 7,41E-03 | 4,35E-04 | 4,63E-04 | 1,30E-05 | 1,16E-04 | -4,83E-02 | |
|  POCP | kg NMVOC -eq | 1,38E-01 | 2,84E-03 | 1,20E-04 | 1,77E-04 | 3,31E-06 | 3,36E-05 | -1,73E-02 | |
|  ADP-minerals&metals ¹ | kg Sb-eq | 2,24E-02 | 3,22E-05 | 1,32E-08 | 2,01E-06 | 6,42E-09 | 2,65E-08 | -2,45E-04 | |
|  ADP-fossil ¹ | MJ | 4,31E+02 | 1,76E+01 | 1,18E-01 | 1,10E+00 | 1,17E-02 | 9,43E-02 | -2,39E+01 | |
|  WDP ¹ | m ³ | 2,37E+03 | 1,70E+01 | 2,51E-02 | 1,07E+00 | 1,10E+00 | 2,35E-01 | -2,09E+02 | |

GWP-total = Global Warming Potential total; GWP-fossil = Global Warming Potential fossil fuels; GWP-biogenic = Global Warming Potential biogenic; GWP-luluc = Global Warming Potential land use and land use change; ODP = Depletion potential of the stratospheric ozone layer; AP = Acidification potential, Accumulated Exceedance; EP-freshwater = Eutrophication potential, fraction of nutrients reaching freshwater end compartment; EP-marine = Eutrophication potential, fraction of nutrients reaching marine end compartment; EP-terrestrial = Eutrophication potential, Accumulated Exceedance; POCP = Formation potential of tropospheric ozone; ADP-minerals&metals = Abiotic depletion potential for non-fossil resources; ADP-fossil = Abiotic depletion for fossil resources potential; WDP = Water (user) deprivation potential, deprivation-weighted water consumption







"Reading example: 9,0 E-03 = 9,0*10⁻³ = 0,009"

*INA Indicator Not Assessed

1. The results of this environmental impact indicator shall be used with care as the uncertainties on these results are high or as there is limited experienced with the indicator

Remarks to environmental impacts

Additional environmental impact indicators











| Indicator | Unit | A1-A3 | A4 | C1 | C2 | C3 | C4 | D |
|---|-------------------|----------|----------|----------|----------|----------|----------|-----------|
|  PM | Disease incidence | 3,17E-06 | 7,13E-08 | 2,38E-09 | 4,46E-09 | 3,80E-11 | 5,97E-10 | -2,63E-07 |
|  IRP ² | kgBq U235 -eq | 1,86E+00 | 7,70E-02 | 5,07E-04 | 4,81E-03 | 1,73E-04 | 4,10E-04 | -2,64E-02 |
|  ETP-fw ¹ | CTUe | 1,63E+03 | 1,31E+01 | 6,46E-02 | 8,16E-01 | 2,23E-02 | 3,15E+00 | -4,61E+02 |
|  HTP-c ¹ | CTUh | 1,69E-07 | 0,00E+00 | 0,00E+00 | 0,00E+00 | 0,00E+00 | 4,34E-10 | -1,49E-08 |
|  HTP-nc ¹ | CTUh | 2,66E-06 | 1,43E-08 | 5,90E-11 | 8,92E-10 | 2,00E-11 | 2,98E-08 | -2,58E-07 |
|  SQP ¹ | dimensionless | 4,98E+02 | 1,23E+01 | 1,50E-02 | 7,70E-01 | 9,08E-03 | 3,42E-01 | -5,70E+00 |

PM = Particulate Matter emissions; IRP = Ionizing radiation – human health; ETP-fw = Eco toxicity – freshwater; HTP-c = Human toxicity – cancer effects; HTP-nc = Human toxicity – non cancer effects; SQP = Potential Soil Quality Index (dimensionless)

"Reading example: 9,0 E-03 = 9,0*10⁻³ = 0,009"

*INA Indicator Not Assessed

1. The results of this environmental impact indicator shall be used with care as the uncertainties on these results are high or as there is limited experienced with the indicator
2. This impact category deals mainly with the eventual impact of low dose ionizing radiation on human health of the nuclear fuel cycle. It does not consider effects due to possible nuclear accidents, occupational exposure nor due to radioactive waste disposal in underground facilities. Potential ionizing radiation from the soil, from radon and from some construction materials is also not measured by this indicator.




| Resource use | | | | | | | | | |
|---|----------------|----------|----------|----------|----------|-----------|----------|-----------|--|
| Indicator | Unit | A1-A3 | A4 | C1 | C2 | C3 | C4 | D | |
|  PERE | MJ | 6,46E+01 | 2,52E-01 | 6,40E-04 | 1,58E-02 | 5,49E-03 | 1,81E-03 | -4,59E+00 | |
|  PERM | MJ | 0,00E+00 | 0,00E+00 | 0,00E+00 | 0,00E+00 | 0,00E+00 | 0,00E+00 | 0,00E+00 | |
|  PERT | MJ | 6,46E+01 | 2,52E-01 | 6,40E-04 | 1,58E-02 | 5,49E-03 | 1,81E-03 | -4,59E+00 | |
|  PENRE | MJ | 4,31E+02 | 1,76E+01 | 1,18E-01 | 1,10E+00 | 1,17E-02 | 9,43E-02 | -2,39E+01 | |
|  PENRM | MJ | 2,64E-01 | 0,00E+00 | 0,00E+00 | 0,00E+00 | -2,64E-01 | 0,00E+00 | 0,00E+00 | |
|  PENRT | MJ | 4,31E+02 | 1,76E+01 | 1,18E-01 | 1,10E+00 | -2,53E-01 | 9,43E-02 | -2,39E+01 | |
|  SM | kg | 5,12E+00 | 0,00E+00 | 5,81E-05 | 0,00E+00 | 8,33E-06 | 5,47E-06 | 6,69E-02 | |
|  RSF | MJ | 2,30E+00 | 9,02E-03 | 1,57E-05 | 5,64E-04 | 1,14E-04 | 3,67E-05 | 6,94E-02 | |
|  NRSF | MJ | 1,13E+01 | 3,23E-02 | 2,32E-04 | 2,02E-03 | 8,86E-06 | 1,37E-04 | 1,88E+00 | |
|  FW | m ³ | 3,81E-01 | 1,88E-03 | 6,09E-06 | 1,18E-04 | 2,08E-05 | 1,12E-04 | -2,31E-02 | |

PERE = Use of renewable primary energy excluding renewable primary energy resources used as raw materials; PERM = Use of renewable primary energy resources used as raw materials; PERT = Total use of renewable primary energy resources; PENRE = Use of non renewable primary energy excluding non-renewable primary energy resources used as raw materials; PENRM = Use of non renewable primary energy resources used as raw materials; PENRT = Total use of non renewable primary energy resources; SM = Use of secondary materials; RSF = Use of renewable secondary fuels; NRSF = Use of non-renewable secondary fuels; FW = Net use of fresh water

"Reading example: 9,0 E-03 = 9,0*10⁻³ = 0,009"

*INA Indicator Not Assessed

End of life - Waste






| Indicator | Unit | A1-A3 | A4 | C1 | C2 | C3 | C4 | D |
|--|------|----------|----------|----------|----------|----------|----------|-----------|
|  HWD | kg | 3,58E-01 | 9,09E-04 | 3,48E-06 | 5,68E-05 | 9,66E-07 | 2,82E-04 | -9,51E-03 |
|  NHWD | kg | 1,09E+01 | 8,57E-01 | 1,40E-04 | 5,35E-02 | 2,31E-04 | 6,53E-01 | -9,95E-01 |
|  RWD | kg | 1,68E-03 | 1,20E-04 | 8,21E-07 | 7,50E-06 | 9,79E-08 | 3,67E-08 | -2,58E-05 |

HWD = Hazardous waste disposed; NHWD = Non-hazardous waste disposed; RWD = Radioactive waste disposed

*Reading example: 9,0 E-03 = $9,0 \cdot 10^{-3}$ = 0,009"

*INA Indicator Not Assessed

End of life - Output flow

| Indicator | Unit | A1-A3 | A4 | C1 | C2 | C3 | C4 | D |
|---|------|----------|----------|----------|----------|----------|----------|-----------|
|  CRU | kg | 0,00E+00 | 0,00E+00 | 0,00E+00 | 0,00E+00 | 0,00E+00 | 0,00E+00 | 0,00E+00 |
|  MFR | kg | 7,52E-01 | 0,00E+00 | 5,70E-05 | 0,00E+00 | 5,86E+00 | 1,39E-06 | -2,62E-03 |
|  MER | kg | 2,44E-01 | 0,00E+00 | 1,77E-07 | 0,00E+00 | 3,44E-03 | 4,07E-08 | -3,45E-04 |
|  EEE | MJ | 1,44E-01 | 0,00E+00 | 6,06E-07 | 0,00E+00 | 5,27E-03 | 6,72E-07 | -8,45E-04 |
|  EET | MJ | 2,17E+00 | 0,00E+00 | 9,17E-06 | 0,00E+00 | 7,98E-02 | 1,02E-05 | -1,28E-02 |

CRU = Components for re-use; MFR = Materials for recycling; MER = Materials for energy recovery; EEE = Exported energy electrical; EET = Exported energy thermal

*Reading example: 9,0 E-03 = $9,0 \cdot 10^{-3}$ = 0,009"

*INA Indicator Not Assessed

Biogenic Carbon Content

| Indicator | Unit | At the factory gate |
|---|------|---------------------|
| Biogenic carbon content in product | kg C | 0,00E+00 |
| Biogenic carbon content in accompanying packaging | kg C | 0,00E+00 |

Note: 1 kg biogenic carbon is equivalent to 44/12 kg CO₂

Additional requirements

Greenhouse gas emissions from the use of electricity in the manufacturing phase

National production mix from import, low voltage (production of transmission lines, in addition to direct emissions and losses in grid) of applied electricity for the manufacturing process (A3).

| Electricity mix | Source | Amount | Unit |
|---|---------------|--------|---------------------------|
| Electricity, market mix (kWh) - Germany | ecoinvent 3.6 | 585,93 | g CO ₂ -eq/kWh |

Dangerous substances

The product contains dangerous substances, more than 0,1% by weight, given by the REACH Candidate List, see table:

| Name | CASNo | Amount |
|---|------------|------------|
| Lead | 7439-92-1 | > 0.1% w/w |
| 2-methylimidazole | 693-98-1 | > 0.1% w/w |
| Diboron trioxide | 1303-86-2 | > 0.1% w/w |
| Lead monoxide (lead oxide) | 1317-36-8 | > 0.1% w/w |
| 1,6,7,8,9,14,15,16,17,17,18,18-dodecachloropentacyclo[12.2.1.16,9.02,13.05,10]octadeca-7,15-diene | 13560-89-9 | > 0.1% w/w |
| Lead titanium trioxide | 12060-00-3 | > 0.1% w/w |

Indoor environment






Additional Environmental Information

| Additional environmental impact indicators required in NPCR Part A for construction products | | | | | | | | |
|--|------------------------|----------|----------|----------|----------|----------|----------|-----------|
| Indicator | Unit | A1-A3 | A4 | C1 | C2 | C3 | C4 | D |
| GWPIOBC | kg CO ₂ -eq | 3,31E+01 | 1,17E+00 | 8,59E-03 | 7,29E-02 | 1,08E-02 | 3,43E-03 | -3,30E+00 |

GWPI-IOBC: Global warming potential calculated according to the principle of instantaneous oxidation. In order to increase the transparency of biogenic carbon contribution to climate impact, the indicator GWP-IOBC is required as it declares climate impacts calculated according to the principle of instantaneous oxidation. GWP-IOBC is also referred to as GWP-GHG in context to Swedish public procurement legislation.

Bibliography

- ISO 14025:2010 Environmental labels and declarations - Type III environmental declarations - Principles and procedures.
 ISO 14044:2006 Environmental management - Life cycle assessment - Requirements and guidelines.
 EN 15804:2012+A2:2019 Environmental product declaration - Core rules for the product category of construction products.
 ISO 21930:2017 Sustainability in buildings and civil engineering works - Core rules for environmental product declarations of construction products.
 ecoinvent v3, Allocation, cut-off by classification, Swiss Centre of Life Cycle Inventories.
 Iversen et al., (2021) eEPD v2021.09 Background information for EPD generator tool system verification, LCA.no Report number: 07.21
 Graafland and Iversen (2022) EPD generator for NPCR 030 Ventilation components, Background information for EPD generator application and LCA data, LCA.no report number: 12.22
 NPCR Part A: Construction products and services. Ver. 2.0. April 2021, EPD-Norge.
 NPCR 030 Part B for Ventilation components, Ver. 1.0, 18.05.2021, EPD Norway.
- EN ISO 9001:2015 - Quality management systems.
 EN ISO 14001:2015 - Environmental management systems.
 EN ISO 50001:2018 - Energy management systems.

| | | |
|---|--|--|
|  <small>Global program operator</small> | Program operator and publisher The Norwegian EPD Foundation Post Box 5250 Majorstuen, 0303 Oslo, Norway | Phone: +47 977 22 020 e-mail: post@epd-norge.no web: www.epd-norge.no |
|  <small>The art of handling air</small> | Owner of the declaration: TROX Group Heinrich-Trox-Platz 1, 47506 Neukirchen-Vluyn | Phone: +49 2845 2020 e-mail: productsustainability-de@troxgroup.com web: https://www.trox.de/en |
|  | Author of the Life Cycle Assessment LCA.no AS Dokka 6A, 1671 Kråkerøy | Phone: +47 916 50 916 e-mail: post@lca.no web: www.lca.no |
|  | Developer of EPD generator LCA.no AS Dokka 6A, 1671 Kråkerøy | Phone: +47 916 50 916 e-mail: post@lca.no web: www.lca.no |
|  | ECO Platform ECO Portal | web: www.eco-platform.org web: ECO Portal |