

Environmental product declaration

in accordance with ISO 14025 and EN 15804+A2

Norgips GU-X



NORGIPS

The Norwegian EPD Foundation

Owner of the declaration:

Norgips Norge AS

Product:

Norgips GU-X

Declared unit:

1 m²

This declaration is based on Product Category Rules:

CEN Standard EN 15804:2012+A2:2019 serves as core

PCR

NPCR 010:2022 Part B for building boards

Program operator:

The Norwegian EPD Foundation

Declaration number:

NEPD-8320-7977-EN

Registration number:

NEPD-8320-7977-EN

Issue date:

03.12.2024

Valid to:

03.12.2029

EPD software:

LCAno EPD generator ID: 683395

General information

Product

Norgips GU-X

Program operator:

The Norwegian EPD Foundation
 Post Box 5250 Majorstuen, 0303 Oslo, Norway
 Phone: +47 977 22 020
 web: www.epd-norge.no

Declaration number:

NEPD-8320-7977-EN

This declaration is based on Product Category Rules:

CEN Standard EN 15804:2012+A2:2019 serves as core PCR
 NPCR 010:2022 Part B for building boards

Statement of liability:

The owner of the declaration shall be liable for the underlying information and evidence. EPD Norway shall not be liable with respect to manufacturer information, life cycle assessment data and evidences.

Declared unit:

1 m2 Norgips GU-X

Declared unit with option:

A1-A3,A4,A5,C1,C2,C3,C4,D

Functional unit:

1 m2 covering surface of installed building board with a specific function, from cradle-to-grave, with activities needed for a study period of 60 years for the building.

General information on verification of EPD from EPD tools:

Independent verification of data, other environmental information and the declaration according to ISO 14025:2010, § 8.1.3 and § 8.1.4. Verification of each EPD is made according to EPD-Norway's guidelines for verification and approval requiring that tools are i) integrated into the company's environmental management system, ii) the procedures for use of the EPD tool are approved by EPD-Norway, and iii) the process is reviewed annually by an independent third party verifier. See Appendix G of EPD-Norway's General Programme Instructions for further information on EPD tools

Verification of EPD tool:

Independent third party verification of the EPD tool, background data and test-EPD in accordance with EPDNorway's procedures and guidelines for verification and approval of EPD tools.

Third party verifier:

Elisabet Amat, GREENIZE projects

(no signature required)

Owner of the declaration:

Norgips Norge AS
 Contact person: Trond Even Fagerli
 Phone: +47 33 78 48 00
 e-mail: ordre@norgips.com

Manufacturer:

Norgips Norge AS

Place of production:

Norgips Norge AS
 Svelvikveien 625
 3060 SVELVIK, Norway

Management system:

Organisation no:

986 034 757

Issue date:

03.12.2024

Valid to:

03.12.2029

Year of study:

2022

Comparability:

EPD of construction products may not be comparable if they not comply with EN 15804 and seen in a building context.

Development and verification of EPD:

The declaration is created using EPD tool lca.tools ver EPD2022.03, developed by LCA.no. The EPD tool is integrated in the company's management system, and has been approved by EPD Norway. NEPDT96 Knauf

Developer of EPD: Trond Even Fagerli

Reviewer of company-specific input data and EPD: Øystein Edland

Approved:



Håkon Hauan, CEO EPD-Norge

Product

Product description:

Norgips GU-X is a gypsum board for external use. Composed of a plaster core encased in and firmly attached to paper liners. The front and back paper liners are overlapped and glued together on the back of the board. The front paper, colored in red, is impregnated with a natural preservative that makes the surface water-repellent. The core is impregnated with wax for low water absorption. For use as wind deflector board and wind bracing. It is produced with 100% renewables electric energy and liquefied natural gas (LNG).

Product specification

Norgips GU-X gypsum board is produced in various widths and lengths, but with the same thickness. Therefore there are no variations of the product per square meter.

| Materials | kg | % |
|--------------------|------|--------|
| Additives | 0,19 | 2,63 |
| Adhesive | 0,00 | 0,03 |
| Chemical | 0,01 | 0,19 |
| Gypsum | 4,68 | 63,50 |
| Recycled cardboard | 0,35 | 4,75 |
| Recycled gypsum | 1,14 | 15,51 |
| Water | 0,99 | 13,39 |
| Total | 7,37 | 100,00 |

| Packaging | kg | % |
|-----------------------|------|--------|
| Packaging - Cardboard | 0,05 | 94,08 |
| Packaging - Plastic | 0,00 | 5,92 |
| Total incl. packaging | 7,43 | 100,00 |

Technical data:

More product information is available on www.norgips.no/www.norgips.se

| Produced according to: | Weight: | Thickness: | Reaction to fire: |
|-------------------------------|-----------------------|------------|-------------------|
| EN 520 - Gypsum plasterboards | 7,4 kg/m ² | 9,5 mm | A2-s1,d0 |

Market:

Norway and Sweden

Reference service life, product

60 years

Reference service life, building or construction works

60 years

LCA: Calculation rules

Declared unit:

1 m² Norgips GU-X

Cut-off criteria:

All major raw materials and all the essential energy is included. The production processes for raw materials and energy flows with very small amounts (less than 1%) are not included when specific information are missing. These cut-off criteria do not apply for hazardous materials and substances.

Allocation:

The allocation is made in accordance with the provisions of EN 15804. Incoming energy and water and waste production in-house is allocated equally among all products through mass allocation. Effects of primary production of recycled materials is allocated to the main product in which the material was used. The recycling process and transportation of the material is allocated to this analysis.

Data quality:

Specific data for the product composition are provided by the manufacturer. The data represent the production of the declared product and were collected for EPD development in the year of study. Background data is based on EPDs according to EN 15804 and different LCA databases. The data quality of the raw materials in A1 is presented in the table below.

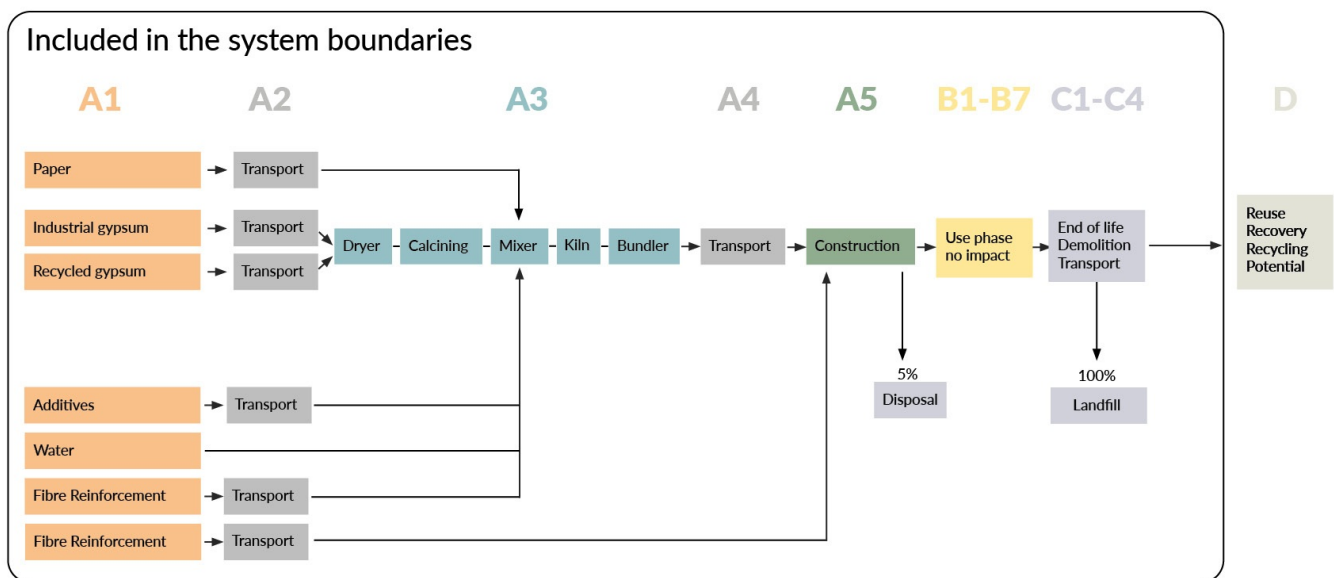
| Materials | Source | Data quality | Year |
|-----------------------|------------------------|----------------------------|-------------|
| Additives | ecoinvent 3.6 | Client Specific | 2019 |
| Additives | ecoinvent 3.6 | Database | 2019 |
| Adhesive | ecoinvent 3.6 | Database | 2019 |
| Chemical | ecoinvent 3.6 | Database | 2019 |
| Gypsum | Supplier | Supplier specific | 2019 |
| Packaging - Cardboard | ecoinvent 3.6 | Database | 2019 |
| Packaging - Plastic | ecoinvent 3.6 | Database | 2019 |
| Recycled cardboard | S-P-08304 | EPD | 2021 |
| Recycled gypsum | Supplier/ecoinvent 3.6 | Supplier specific/database | 2019 |
| Water | Treteknisk | Specific | 2021 |

System boundaries (X=included, MND=module not declared, MNR=module not relevant)

| Product stage | | | Construction installation stage | | Use stage | | | | | | | | End of life stage | | | | Beyond the system boundaries |
|---------------|-----------|---------------|---------------------------------|----------|-----------|-------------|--------|-------------|---------------|------------------------|-----------------------|----------------------------|-------------------|------------------|----------|------------------------------------|------------------------------|
| Raw materials | Transport | Manufacturing | Transport | Assembly | Use | Maintenance | Repair | Replacement | Refurbishment | Operational energy use | Operational water use | De-construction demolition | Transport | Waste processing | Disposal | Reuse-Recovery-Recycling-potential | |
| A1 | A2 | A3 | A4 | A5 | B1 | B2 | B3 | B4 | B5 | B6 | B7 | C1 | C2 | C3 | C4 | D | |
| X | X | X | X | X | MND | MND | MND | MND | MND | MND | MND | X | X | X | X | X | |

System boundary:

Flow chart for the life cycle (A1-A5 and C1-C4) with system boundaries are shown in the figure below. Modul D is also declared outside the life cycle with material and energy substitution from net recovery and is further explained in the scenarios.



Additional technical information:

The calcined gypsum is transferred to the mixer where water and additives are added. The slurry is distributed to a plasterboard liner where the edges are folded and a new layer of plasterboard liner is glued on to form a sandwich. The board line is continuous transferred along the production line, cut to suitable lengths and dried in a kiln. The dried boards are cut to the correct lengths and stacked in pallets.














LCA: Scenarios and additional technical information

The following information describe the scenarios in the different modules of the EPD.

| Transport from production place to user (A4) | Capacity utilisation (incl. return) % | Distance (km) | Fuel/Energy Consumption | Unit | Value (Liter/tonne) |
|------------------------------------------------------------------|----------------------------------------------|----------------------|--------------------------------|-------------|----------------------------|
| Train, Electrical (kgkm) - Norway | 42,0 % | 90 | 0,051 | kWh/tkm | 4,59 |
| Truck, Biogas, 80.2% Capacity Utilisation, Class50, EURO 6 (km) | 80,2 % | 150 | 0,026 | l/tkm | 3,90 |
| Truck, Diesel, 69.2% Capacity Utilisation, Class50, EURO 6 (km) | 69,2 % | 60 | 0,012 | l/tkm | 0,72 |
| Assembly (A5) | Unit | Value | | | |
| Material loss from installation (percent) | Units/DU | 0,05 | | | |
| Electricity, Norway (kWh) | kWh/DU | 0,00 | | | |
| Waste, packaging, plastic film (LDPE), to average treatment (kg) | kg | 0,00 | | | |
| Waste, packaging, folding chipboard, to average treatment (kg) | kg | 0,05 | | | |
| De-construction demolition (C1) | Unit | Value | | | |
| Default scenario from PCR - demolition and landfill | kg/DU | 7,30 | | | |
| Electricity, Norway (kWh) | kWh | 0,00 | | | |
| Transport to waste processing (C2) | Capacity utilisation (incl. return) % | Distance (km) | Fuel/Energy Consumption | Unit | Value (Liter/tonne) |
| Truck, over 32 tonnes, EURO 6 (kgkm) - Europe | 53,3 % | 50 | 0,023 | l/tkm | 1,15 |
| Disposal (C4) | Unit | Value | | | |
| Landfilling of gypsum | kg | 7,30 | | | |
| Benefits and loads beyond the system boundaries (D) | Unit | Value | | | |
| Substitution of electricity, in Norway (MJ) | MJ | 0,00 | | | |
| Substitution of thermal energy, district heating, in Norway (MJ) | MJ | 0,05 | | | |

LCA: Results

The LCA results are presented below for the declared unit defined on page 2 of the EPD document.

| Environmental impact | | | | | | | | | | |
|--------------------------------------------------------------------------------------------------------------------|------------------------|-----------|----------|----------|----------|----------|----------|----------|-----------|--|
| Indicator | Unit | A1-A3 | A4 | A5 | C1 | C2 | C3 | C4 | D | |
|  GWP-total | kg CO ₂ -eq | 1,11E+00 | 6,87E-02 | 1,86E-01 | 5,97E-05 | 3,22E-02 | 3,96E-01 | 6,00E-02 | -2,72E-04 | |
|  GWP-fossil | kg CO ₂ -eq | 1,64E+00 | 6,19E-02 | 1,01E-01 | 5,78E-05 | 3,22E-02 | 0,00E+00 | 5,99E-02 | -2,63E-04 | |
|  GWP-biogenic | kg CO ₂ -eq | -5,31E-01 | 6,75E-03 | 8,45E-02 | 1,60E-06 | 1,38E-05 | 3,96E-01 | 6,99E-05 | -5,43E-07 | |
|  GWP-luluc | kg CO ₂ -eq | 2,23E-03 | 5,97E-05 | 1,19E-04 | 2,39E-07 | 9,82E-06 | 0,00E+00 | 1,47E-05 | -9,06E-06 | |
|  ODP | kg CFC11 -eq | 2,08E-07 | 1,31E-08 | 1,53E-08 | 4,00E-12 | 7,77E-09 | 0,00E+00 | 2,27E-08 | -1,92E-05 | |
|  AP | mol H+ -eq | 5,15E-03 | 3,69E-04 | 3,44E-04 | 4,52E-07 | 1,04E-04 | 0,00E+00 | 5,33E-04 | -2,17E-06 | |
|  EP-FreshWater | kg P -eq | 4,74E-05 | 1,61E-06 | 2,58E-06 | 4,16E-09 | 2,56E-07 | 0,00E+00 | 6,79E-07 | -2,34E-08 | |
|  EP-Marine | kg N -eq | 1,43E-03 | 9,33E-05 | 9,54E-05 | 4,97E-08 | 2,27E-05 | 0,00E+00 | 1,98E-04 | -7,08E-07 | |
|  EP-Terrestrial | mol N -eq | 1,43E-02 | 1,04E-03 | 9,81E-04 | 6,47E-07 | 2,53E-04 | 0,00E+00 | 2,18E-03 | -7,66E-06 | |
|  POCP | kg NMVOC -eq | 3,49E-03 | 4,00E-04 | 2,66E-04 | 1,74E-07 | 9,95E-05 | 0,00E+00 | 6,25E-04 | -2,11E-06 | |
|  ADP-minerals&metals ¹ | kg Sb-eq | 1,02E-05 | 2,71E-06 | 9,66E-07 | 4,31E-09 | 5,74E-07 | 0,00E+00 | 5,39E-07 | -2,62E-09 | |
|  ADP-fossil ¹ | MJ | 2,90E+01 | 1,07E+00 | 1,79E+00 | 7,90E-04 | 5,23E-01 | 0,00E+00 | 1,65E+00 | -3,76E-03 | |
|  WDP ¹ | m ³ | 4,19E+01 | 3,99E+00 | 2,90E+00 | 1,38E-01 | 4,01E-01 | 0,00E+00 | 1,02E+01 | -4,68E-02 | |







GWP-total = Global Warming Potential total; GWP-fossil = Global Warming Potential fossil fuels; GWP-biogenic = Global Warming Potential biogenic; GWP-luluc = Global Warming Potential land use and land use change; ODP = Depletion potential of the stratospheric ozone layer; AP = Acidification potential, Accumulated Exceedance; EP-freshwater = Eutrophication potential, fraction of nutrients reaching freshwater end compartment; EP-marine = Eutrophication potential, fraction of nutrients reaching marine end compartment; EP-terrestrial = Eutrophication potential, Accumulated Exceedance; POCP = Formation potential of tropospheric ozone; ADP-minerals&metals = Abiotic depletion potential for non-fossil resources; ADP-fossil = Abiotic depletion for fossil resources potential; WDP = Water (user) deprivation potential, deprivation-weighted water consumption

"Reading example: 9,0 E-03 = 9,0*10⁻³ = 0,009"

*INA Indicator Not Assessed

1. The results of this environmental impact indicator shall be used with care as the uncertainties on these results are high or as there is limited experienced with the indicator

Remarks to environmental impacts




| Additional environmental impact indicators | | | | | | | | | | |
|-------------------------------------------------------------------------------------------------------|-------------------|----------|----------|----------|----------|----------|----------|----------|-----------|--|
| Indicator | Unit | A1-A3 | A4 | A5 | C1 | C2 | C3 | C4 | D | |
|  PM | Disease incidence | 2,53E-08 | 1,15E-08 | 3,62E-09 | 3,00E-12 | 2,96E-09 | 0,00E+00 | 1,14E-08 | -1,31E-10 | |
|  IRP ² | kgBq U235 -eq | 2,88E-02 | 4,42E-03 | 2,93E-03 | 1,43E-05 | 2,29E-03 | 0,00E+00 | 7,52E-03 | -2,40E-05 | |
|  ETP-fw ¹ | CTUe | 1,01E+01 | 1,33E+00 | 7,72E-01 | 3,60E-03 | 3,83E-01 | 0,00E+00 | 8,99E-01 | -2,04E-02 | |
|  HTP-c ¹ | CTUh | 3,19E-10 | 0,00E+00 | 1,80E-11 | 0,00E+00 | 0,00E+00 | 0,00E+00 | 3,70E-11 | 0,00E+00 | |
|  HTP-nc ¹ | CTUh | 1,02E-08 | 2,22E-09 | 8,05E-10 | 4,00E-12 | 3,70E-10 | 0,00E+00 | 6,50E-10 | -1,90E-11 | |
|  SQP ¹ | dimensionless | 5,66E+00 | 2,57E+00 | 9,61E-01 | 3,98E-04 | 6,00E-01 | 0,00E+00 | 6,34E+00 | -2,51E-02 | |

PM = Particulate Matter emissions; IRP = Ionizing radiation – human health; ETP-fw = Eco toxicity – freshwater; HTP-c = Human toxicity – cancer effects; HTP-nc = Human toxicity – non cancer effects; SQP = Potential Soil Quality Index (dimensionless)

"Reading example: 9,0 E-03 = 9,0*10⁻³ = 0,009"

*INA Indicator Not Assessed




1. The results of this environmental impact indicator shall be used with care as the uncertainties on these results are high or as there is limited experienced with the indicator
2. This impact category deals mainly with the eventual impact of low dose ionizing radiation on human health of the nuclear fuel cycle. It does not consider effects due to possible nuclear accidents, occupational exposure nor due to radioactive waste disposal in underground facilities. Potential ionizing radiation from the soil, from radon and from some construction materials is also not measured by this indicator.

| Resource use | | | | | | | | | | |
|-----------------------------------------------------------------------------------------|----------------|----------|----------|-----------|----------|----------|-----------|----------|-----------|--|
| Indicator | Unit | A1-A3 | A4 | A5 | C1 | C2 | C3 | C4 | D | |
|  PERE | MJ | 3,15E+00 | 3,07E-01 | 1,70E-01 | 1,02E-02 | 6,58E-03 | 0,00E+00 | 5,90E-02 | -2,32E-02 | |
|  PERM | MJ | 3,25E-01 | 0,00E+00 | -1,22E-01 | 0,00E+00 | 0,00E+00 | -4,53E-03 | 0,00E+00 | 0,00E+00 | |
|  PERT | MJ | 3,47E+00 | 3,07E-01 | 4,83E-02 | 1,02E-02 | 6,58E-03 | -4,53E-03 | 5,90E-02 | -2,32E-02 | |
|  PENRE | MJ | 2,84E+01 | 1,03E+00 | 1,76E+00 | 7,91E-04 | 5,23E-01 | 0,00E+00 | 1,65E+00 | -3,76E-03 | |
|  PENRM | MJ | 1,40E+00 | 0,00E+00 | -1,33E-01 | 0,00E+00 | 0,00E+00 | -6,16E-01 | 0,00E+00 | 0,00E+00 | |
|  PENRT | MJ | 2,98E+01 | 1,03E+00 | 1,62E+00 | 7,91E-04 | 5,23E-01 | -6,16E-01 | 1,65E+00 | -3,76E-03 | |
|  SM | kg | 6,20E+00 | 0,00E+00 | 3,10E-01 | 0,00E+00 | 0,00E+00 | 0,00E+00 | 0,00E+00 | 0,00E+00 | |
|  RSF | MJ | 2,75E-02 | 1,12E-03 | 1,60E-03 | 8,03E-06 | 2,30E-04 | 0,00E+00 | 1,22E-03 | -4,07E-06 | |
|  NRSF | MJ | 1,33E-02 | 0,00E+00 | 1,15E-03 | 2,00E-05 | 7,72E-04 | 0,00E+00 | 2,64E-03 | -1,38E-03 | |
|  FW | m ³ | 4,28E-02 | 5,04E-03 | 2,54E-03 | 7,64E-05 | 5,96E-05 | 0,00E+00 | 2,03E-03 | -2,80E-05 | |

PERE = Use of renewable primary energy excluding renewable primary energy resources used as raw materials; PERM = Use of renewable primary energy resources used as raw materials; PERT = Total use of renewable primary energy resources; PENRE = Use of non renewable primary energy excluding non-renewable primary energy resources used as raw materials; PENRM = Use of non renewable primary energy resources used as raw materials; PENRT = Total use of non renewable primary energy resources; SM = Use of secondary materials; RSF = Use of renewable secondary fuels; NRSF = Use of non-renewable secondary fuels; FW = Net use of fresh water

"Reading example: 9,0 E-03 = 9,0*10⁻³ = 0,009"






*INA Indicator Not Assessed

| End of life - Waste | | | | | | | | | | |
|----------------------------------------------------------------------------------------|------|----------|----------|----------|----------|----------|----------|----------|-----------|--|
| Indicator | Unit | A1-A3 | A4 | A5 | C1 | C2 | C3 | C4 | D | |
|  HWD | kg | 3,41E-03 | 4,05E-04 | 2,08E-04 | 5,07E-07 | 2,86E-05 | 0,00E+00 | 0,00E+00 | -1,77E-07 | |
|  NHWD | kg | 1,82E-01 | 2,06E-01 | 4,58E-01 | 6,08E-05 | 4,55E-02 | 0,00E+00 | 7,30E+00 | -8,88E-05 | |
|  RWD | kg | 4,23E-05 | 6,11E-06 | 3,73E-06 | 7,07E-09 | 3,57E-06 | 0,00E+00 | 0,00E+00 | -1,97E-08 | |

HWD = Hazardous waste disposed; NHWD = Non-hazardous waste disposed; RWD = Radioactive waste disposed

*Reading example: 9,0 E-03 = 9,0*10⁻³ = 0,009"

*INA Indicator Not Assessed

| End of life - Output flow | | | | | | | | | | |
|---------------------------------------------------------------------------------------|------|----------|----------|----------|----------|----------|----------|----------|----------|--|
| Indicator | Unit | A1-A3 | A4 | A5 | C1 | C2 | C3 | C4 | D | |
|  CRU | kg | 0,00E+00 | 0,00E+00 | 0,00E+00 | 0,00E+00 | 0,00E+00 | 0,00E+00 | 0,00E+00 | 0,00E+00 | |
|  MFR | kg | 3,64E-02 | 0,00E+00 | 5,22E-02 | 0,00E+00 | 0,00E+00 | 0,00E+00 | 0,00E+00 | 0,00E+00 | |
|  MER | kg | 4,81E-02 | 0,00E+00 | 6,07E-03 | 0,00E+00 | 0,00E+00 | 0,00E+00 | 0,00E+00 | 0,00E+00 | |
|  EEE | MJ | 3,36E-02 | 0,00E+00 | 4,68E-03 | 0,00E+00 | 0,00E+00 | 0,00E+00 | 0,00E+00 | 0,00E+00 | |
|  EET | MJ | 5,08E-01 | 0,00E+00 | 7,08E-02 | 0,00E+00 | 0,00E+00 | 0,00E+00 | 0,00E+00 | 0,00E+00 | |

CRU = Components for re-use; MFR = Materials for recycling; MER = Materials for energy recovery; EEE = Exported energy electrical; EET = Exported energy thermal

*Reading example: 9,0 E-03 = 9,0*10⁻³ = 0,009"

*INA Indicator Not Assessed

| Biogenic Carbon Content | | |
|---------------------------------------------------|------|---------------------|
| Indicator | Unit | At the factory gate |
| Biogenic carbon content in product | kg C | 1,15E-01 |
| Biogenic carbon content in accompanying packaging | kg C | 2,47E-02 |

Note: 1 kg biogenic carbon is equivalent to 44/12 kg CO₂

Additional requirements

Greenhouse gas emissions from the use of electricity in the manufacturing phase

National production mix from import, low voltage (production of transmission lines, in addition to direct emissions and losses in grid) of applied electricity for the manufacturing process (A3).

| Electricity mix | Source | Amount | Unit |
|---------------------------------------------------------------------------------------------------------------------------|------------------------|--------|---------------------------|
| Renewable electricity Norgips, based on 100% hydro power, with Guarantee of Origin from Glitre Energi Strøm AS 2022 (kWh) | Modified ecoinvent 3.6 | 9,66 | g CO ₂ -eq/kWh |

Dangerous substances

The product contains no substances given by the REACH Candidate list.

Indoor environment






Additional Environmental Information

| Additional environmental impact indicators required in NPCR Part A for construction products | | | | | | | | | |
|----------------------------------------------------------------------------------------------|------------------------|----------|----------|----------|----------|----------|----------|----------|-----------|
| Indicator | Unit | A1-A3 | A4 | A5 | C1 | C2 | C3 | C4 | D |
| GWPIOBC | kg CO ₂ -eq | 1,61E+00 | 6,87E-02 | 1,02E-01 | 5,96E-05 | 3,22E-02 | 0,00E+00 | 5,99E-02 | -2,69E-04 |

GWPI-IOBC: Global warming potential calculated according to the principle of instantaneous oxidation. In order to increase the transparency of biogenic carbon contribution to climate impact, the indicator GWP-IOBC is required as it declares climate impacts calculated according to the principle of instantaneous oxidation. GWP-IOBC is also referred to as GWP-GHG in context to Swedish public procurement legislation.

Bibliography

ISO 14025:2010 Environmental labels and declarations - Type III environmental declarations - Principles and procedures.
 ISO 14044:2006 Environmental management - Life cycle assessment - Requirements and guidelines.
 EN 15804:2012+A2:2019 Environmental product declaration - Core rules for the product category of construction products.
 ISO 21930:2017 Sustainability in buildings and civil engineering works - Core rules for environmental product declarations of construction products.
 ecoinvent v3, Allocation, cut-off by classification, Swiss Centre of Life Cycle Inventories.
 Iversen et al., (2021) eEPD v2021.09 Background information for EPD generator tool system verification, LCA.no Report number: 07.21
 Vold, M. et al. (2022) EPD generator for Building boards
 Background information for EPD generator application and LCA data, LCA.no report number 05.22
 NPCR Part A: Construction products and services. Ver. 2.0. April 2021, EPD-Norge.
 NPCR 010 Part B for Building Boards. Ver. 4.0, March 2022, EPD-Norge.

| | | |
|-----------------------------------------------------------------------------------------------------------------------------|----------------------------------------------------------------------------------------------------------------------|----------------------------------------------------------------------------------------------------------------------------------------------------------|
|  <small>Global program operator</small> | Program operator and publisher The Norwegian EPD Foundation Post Box 5250 Majorstuen, 0303 Oslo, Norway | Phone: +47 977 22 020 e-mail: post@epd-norge.no web: www.epd-norge.no |
|  | Owner of the declaration: Norgips Norge AS Svelvikveien 625, 3060 SVELVIK, Norway | Phone: +47 33 78 48 00 e-mail: ordre@norgips.com web: www.norgips.no |
|  | Author of the Life Cycle Assessment LCA.no AS Dokka 6A, 1671 Kråkerøy, Norway | Phone: +47 916 50 916 e-mail: post@lca.no web: www.lca.no |
|  | Developer of EPD generator LCA.no AS Dokka 6A, 1671 Kråkerøy, Norway | Phone: +47 916 50 916 e-mail: post@lca.no web: www.lca.no |
|  | ECO Platform ECO Portal | web: www.eco-platform.org web: ECO Portal |