

# Environmental product declaration

in accordance with ISO 14025 and EN 15804+A2

SCF



---

**TROX<sup>®</sup> TECHNIK**  
The art of handling air

---

The Norwegian EPD Foundation

**Owner of the declaration:**

TROX Group

**Product:**

SCF

**Declared unit:**

1 pcs

**This declaration is based on Product Category Rules:**

CEN Standard EN 15804:2012+A2:2019 serves as core PCR

NPCR 030:2021 Part B for ventilation components

**Program operator:**

The Norwegian EPD Foundation

**Declaration number:**

NEPD-8303-7973-EN

**Registration number:**

NEPD-8303-7973-EN

**Issue date:** 04.12.2024

**Valid to:** 04.12.2029

**EPD software:**

LCAno EPD generator ID: 283155

## General information

### Product

SCF

### Program operator:

The Norwegian EPD Foundation  
Post Box 5250 Majorstuen, 0303 Oslo, Norway  
Phone: +47 977 22 020  
web: [www.epd-norge.no](http://www.epd-norge.no)

### Declaration number:

NEPD-8303-7973-EN

### This declaration is based on Product Category Rules:

CEN Standard EN 15804:2012+A2:2019 serves as core PCR  
NPCR 030:2021 Part B for ventilation components

### Statement of liability:

The owner of the declaration shall be liable for the underlying information and evidence. EPD Norway shall not be liable with respect to manufacturer information, life cycle assessment data and evidences.

### Declared unit:

1 pcs SCF

### Declared unit with option:

A1-A3,A4,C1,C2,C3,C4,D

### Functional unit:

-

### General information on verification of EPD from EPD tools:

Independent verification of data, other environmental information and the declaration according to ISO 14025:2010, § 8.1.3 and § 8.1.4. Verification of each EPD is made according to EPD-Norway's guidelines for verification and approval requiring that tools are i) integrated into the company's environmental management system, ii) the procedures for use of the EPD tool are approved by EPD-Norway, and iii) the process is reviewed annually by an independent third party verifier. See Appendix G of EPD-Norway's General Programme Instructions for further information on EPD tools

### Verification of EPD tool:

Independent third party verification of the EPD tool, background data and test-EPD in accordance with EPD-Norway's procedures and guidelines for verification and approval of EPD tools.

Third party verifier:

Alexander Borg, Asplan Viak AS

(no signature required)

### Owner of the declaration:

TROX Group  
Contact person: Alina Buchner  
Phone: +49 2845 2020  
e-mail: [productsustainability-de@troxgroup.com](mailto:productsustainability-de@troxgroup.com)

### Manufacturer:

TROX Group  
Heinrich-Trox-Platz 1  
47506 Neukirchen-Vluyn, Germany

### Place of production:

TROX GmbH - Werk Anholt  
Gendringer Str. 85  
46419 Isselburg, Germany

### Management system:

ISO 9001, ISO 14001:2015, ISO 50001:2018

### Organisation no:

DE 120250070

### Issue date:

04.12.2024

### Valid to:

04.12.2029

### Year of study:

2023

### Comparability:

EPD of construction products may not be comparable if they not comply with EN 15804 and seen in a building context.


### Development and verification of EPD:

The declaration is created using EPD tool lca.tools ver EPD2022.03, developed by LCA.no. The EPD tool is integrated in the company's management system and has been approved by EPD Norway.

Developer of EPD: David Meiering

Reviewer of company-specific input data and EPD: Jule Dallmann

### Approved:



Håkon Hauan  
Managing Director of EPD-Norway

## Product

### Product description:

Standard cell frames type SCF as a base element for mounting a filter wall in air handling units and ventilation systems. Fitting of filter elements for the separation of coarse and fine dust.

For more information see:

<https://www.trox.de/en/standard-cell-frames/scf-9137f6374e64ce23>

### Product specification

Standard cell frames type SCF as a base element for mounting a filter wall in air handling units and ventilation systems. Fitting of filter elements for the separation of coarse dust and fine dust and for the adsorption of gaseous odorous substances and contaminants. Standard cell frame available in various sizes with or without groove. Construction with groove and foamed continuous seal for various filter frame depths. For cut-to-size filter pads, the cell frames are equipped with support grid and press-in frame (without seal). Standard cell frame without perimeter groove, with either a foamed continuous seal or a profiled seal. Four clamping elements for secure sealing between the cell frame and the filter element. Standard cell frames meet the hygiene requirements of VDI 6022.

This EPD declares the environmental data of the product series SCF. The following represents a representative dataset of the default variant SCF-B-25-GAL/610x610x80/CS.

Materials	kg	%
Adhesive and sealant	0,05	1,88
Metal - Galvanized Steel	2,33	97,29
Metal - Steel	0,02	0,84
Total	2,40	100,00

Packaging	kg	%
Packaging - Cardboard	0,20	100,00
Total incl. packaging	2,60	100,00

### Technical data:

For technical data see:

<https://www.trox.de/en/standard-cell-frames/scf-9137f6374e64ce23#technical-information>

### Market:

Europe.

### Reference service life, product

20-25 years.

### Reference service life, building or construction works

60 years.

## LCA: Calculation rules

### Declared unit:

1 pcs SCF

### Cut-off criteria:

All major raw materials and all the essential energy is included. The production processes for raw materials and energy flows with very small amounts (less than 1%) are not included. These cut-off criteria do not apply for hazardous materials and substances.

### Allocation:

The allocation is made in accordance with the provisions of EN 15804. Energy, water and waste production in-house is allocated equally among all products through mass allocation. Effects of primary production of recycled materials is allocated to the main product in which the material was used. The recycling process and transportation of the material is allocated to this analysis.

### Data quality:

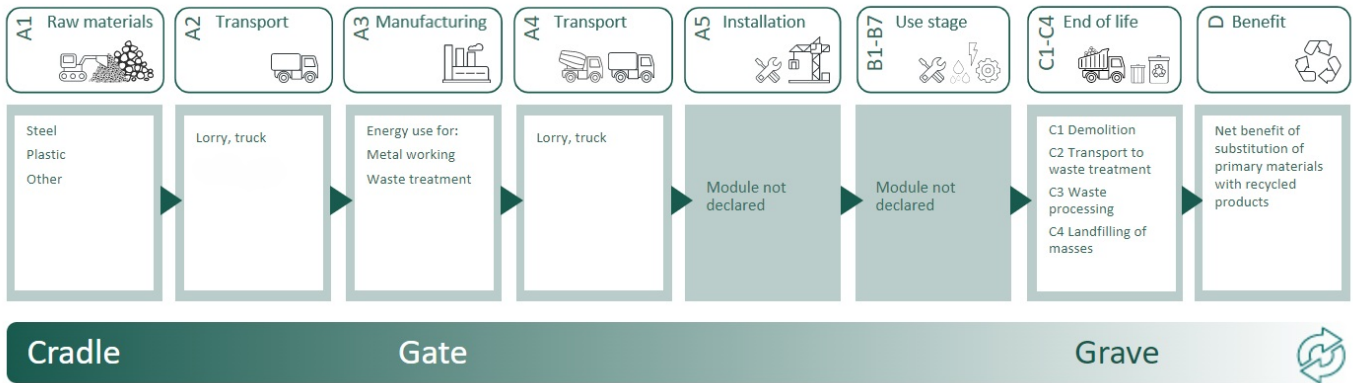
Specific data for the product composition are provided by the manufacturer. The data represent the production of the declared product and were collected for EPD development in the year of study. Background data is based on EPDs according to EN 15804 and different LCA databases. The data quality of the raw materials in A1 is presented in the table below.

Materials	Source	Data quality	Year
Adhesive and sealant	ecoinvent 3.6	Database	2019
Metal - Galvanized Steel	ecoinvent 3.6	Database	2020
Metal - Steel	ecoinvent 3.6	Database	2019
Packaging - Cardboard	ecoinvent 3.6	Database	2019

**System boundaries (X=included, MND=module not declared, MNR=module not relevant)**

Product stage			Construction installation stage	Use stage								End of life stage				Beyond the system boundaries
Raw materials	Transport	Manufacturing	Transport	Assembly	Use	Maintenance	Repair	Replacement	Refurbishment	Operational energy use	Operational water use	De-construction demolition	Transport	Waste processing	Disposal	Reuse-Recovery- Recycling-potential
A1	A2	A3	A4	A5	B1	B2	B3	B4	B5	B6	B7	C1	C2	C3	C4	D
X	X	X	X	MND	MND	MND	MND	MND	MND	MND	MND	X	X	X	X	X

**System boundary:**



**Additional technical information:**

Standard cell frames for pocket filters, Mini Pleat filter inserts, activated carbon filter inserts, Mini Pleat filter panels with plastic frames, Z-line filters, and cut-to-size filter pads. For installation in air handling units or for mounting a filter wall in ventilation systems.  
 Highly variable as parts of various sizes can be combined.  
 Robust construction; cell frame available with and without groove.  
 Perfect compensation of tolerances due to perimeter groove in standard cell frame.  
 Cell frames with groove have different tensioning options for different filter frames.  
 Standard cell frames for cut-to-size filter pads with support grid and press-in frame.  
 Easy handling and secure sealing due to 4 special clamping elements and a foamed, closed-cell, silicone-free continuous seal.  
 Meets the hygiene requirements of VDI 6022.

**Optional equipment and accessories:**

Stainless steel construction.  
 Profiled seal (exchangeable).














## LCA: Scenarios and additional technical information

The following information describe the scenarios in the different modules of the EPD.

Transport from production place to user (A4)	Capacity utilisation (incl. return) %	Distance (km)	Fuel/Energy Consumption	Unit	Value (Liter/tonne)
Truck, 16-32 tonnes, EURO 6 (km)	36,7 %	800	0,043	l/tkm	34,40
De-construction demolition (C1)		Unit	Value		
Demolition of building per kg of ventilation product (kg)	kg/DU	2,40			
Transport to waste processing (C2)	Capacity utilisation (incl. return) %	Distance (km)	Fuel/Energy Consumption	Unit	Value (Liter/tonne)
Truck, 16-32 tonnes, EURO 6 (km)	36,7 %	50	0,043	l/tkm	2,15
Waste processing (C3)		Unit	Value		
Materials to recycling (kg)	kg	2,12			
Waste treatment per kg Hazardous waste, incineration (kg)	kg	0,02			
Disposal (C4)		Unit	Value		
Waste, scrap steel, to landfill (kg)	kg	0,23			
Waste, aluminium, to landfill (kg)	kg	0,00			
Landfilling of ashes from incineration per kg Hazardous waste, from incineration (kg)	kg	0,00			
Waste, hazardous waste, to landfill (kg)	kg	0,02			
Benefits and loads beyond the system boundaries (D)		Unit	Value		
Substitution of primary steel with net scrap (kg)	kg	0,50			
Substitution of electricity (MJ)	MJ	0,00			
Substitution of thermal energy, district heating (MJ)	MJ	0,00			

## LCA: Results

The LCA results are presented below for the declared unit defined on page 2 of the EPD document.

Environmental impact									
Indicator	Unit	A1-A3	A4	C1	C2	C3	C4	D	
 GWP-total	kg CO <sub>2</sub> -eq	1,24E+01	3,40E-01	3,17E-03	2,13E-02	5,00E-02	7,72E-03	-5,46E-01	
 GWP-fossil	kg CO <sub>2</sub> -eq	1,21E+01	3,40E-01	3,16E-03	2,12E-02	4,99E-02	7,68E-03	-5,45E-01	
 GWP-biogenic	kg CO <sub>2</sub> -eq	2,30E-01	1,41E-04	5,93E-07	8,79E-06	1,25E-04	5,88E-06	-3,01E-04	
 GWP-luluc	kg CO <sub>2</sub> -eq	1,30E-02	1,21E-04	2,49E-07	7,56E-06	1,26E-05	4,28E-05	-2,44E-04	
 ODP	kg CFC11 -eq	1,09E-06	7,70E-08	6,84E-10	4,81E-09	5,72E-09	8,27E-10	-1,91E-07	
 AP	mol H <sup>+</sup> -eq	1,09E-01	9,76E-04	3,31E-05	6,10E-05	7,33E-05	3,61E-05	-2,71E-03	
 EP-FreshWater	kg P -eq	7,72E-04	2,71E-06	1,15E-08	1,70E-07	1,20E-06	2,40E-07	-3,36E-05	
 EP-Marine	kg N -eq	1,36E-02	1,93E-04	1,46E-05	1,21E-05	1,52E-05	9,21E-06	-5,61E-04	
 EP-Terrestrial	mol N -eq	3,56E-01	2,16E-03	1,60E-04	1,35E-04	1,71E-04	1,01E-04	-5,73E-03	
 POCP	kg NMVOC -eq	4,53E-02	8,28E-04	4,41E-05	5,17E-05	4,78E-05	3,87E-05	-2,73E-03	
 ADP-minerals&metals <sup>1</sup>	kg Sb-eq	8,47E-03	9,38E-06	4,86E-09	5,87E-07	1,74E-07	3,99E-08	-9,41E-06	
 ADP-fossil <sup>1</sup>	MJ	1,64E+02	5,14E+00	4,36E-02	3,21E-01	2,09E-01	9,42E-02	-4,59E+00	
 WDP <sup>1</sup>	m <sup>3</sup>	9,43E+02	4,97E+00	9,25E-03	3,11E-01	7,75E-01	3,45E-01	2,83E+01	

GWP-total = Global Warming Potential total; GWP-fossil = Global Warming Potential fossil fuels; GWP-biogenic = Global Warming Potential biogenic; GWP-luluc = Global Warming Potential land use and land use change; ODP = Depletion potential of the stratospheric ozone layer; AP = Acidification potential, Accumulated Exceedance; EP-freshwater = Eutrophication potential, fraction of nutrients reaching freshwater end compartment; EP-marine = Eutrophication potential, fraction of nutrients reaching marine end compartment; EP-terrestrial = Eutrophication potential, Accumulated Exceedance; POCP = Formation potential of tropospheric ozone; ADP-minerals&metals = Abiotic depletion potential for non-fossil resources; ADP-fossil = Abiotic depletion for fossil resources potential; WDP = Water (user) deprivation potential, deprivation-weighted water consumption







"Reading example: 9,0 E-03 = 9,0\*10<sup>-3</sup> = 0,009"

\*INA Indicator Not Assessed

1. The results of this environmental impact indicator shall be used with care as the uncertainties on these results are high or as there is limited experienced with the indicator

## Remarks to environmental impacts

### Additional environmental impact indicators


Indicator	Unit	A1-A3	A4	C1	C2	C3	C4	D
 PM	Disease incidence	1,08E-06	2,08E-08	8,76E-10	1,30E-09	1,13E-09	6,45E-10	-4,53E-08
 IRP <sup>2</sup>	kgBq U235 -eq	7,11E-01	2,25E-02	1,87E-04	1,40E-03	9,52E-04	2,70E-04	1,96E-03
 ETP-fw <sup>1</sup>	CTUe	4,02E+02	3,81E+00	2,38E-02	2,38E-01	1,02E+00	1,42E+00	-3,04E+01
 HTP-c <sup>1</sup>	CTUh	5,89E-08	0,00E+00	0,00E+00	0,00E+00	4,80E-11	2,20E-11	-2,62E-09
 HTP-nc <sup>1</sup>	CTUh	6,99E-07	4,16E-09	2,20E-11	2,60E-10	2,93E-10	2,09E-10	5,70E-08
 SQP <sup>1</sup>	dimensionless	6,85E+01	3,59E+00	5,53E-03	2,25E-01	8,25E-02	2,78E-01	-3,44E-01

PM = Particulate Matter emissions; IRP = Ionizing radiation – human health; ETP-fw = Eco toxicity – freshwater; HTP-c = Human toxicity – cancer effects; HTP-nc = Human toxicity – non cancer effects; SQP = Potential Soil Quality Index (dimensionless)

"Reading example: 9,0 E-03 = 9,0\*10<sup>-3</sup> = 0,009"

\*INA Indicator Not Assessed

1. The results of this environmental impact indicator shall be used with care as the uncertainties on these results are high or as there is limited experienced with the indicator
2. This impact category deals mainly with the eventual impact of low dose ionizing radiation on human health of the nuclear fuel cycle. It does not consider effects due to possible nuclear accidents, occupational exposure nor due to radioactive waste disposal in underground facilities. Potential ionizing radiation from the soil, from radon and from some construction materials is also not measured by this indicator.

Resource use									
Indicator	Unit	A1-A3	A4	C1	C2	C3	C4	D	
 PERE	MJ	1,72E+01	7,35E-02	2,36E-04	4,60E-03	3,78E-02	2,02E-02	-3,73E-01	
 PERM	MJ	0,00E+00	0,00E+00	0,00E+00	0,00E+00	0,00E+00	0,00E+00	0,00E+00	
 PERT	MJ	1,72E+01	7,35E-02	2,36E-04	4,60E-03	3,78E-02	2,02E-02	-3,73E-01	
 PENRE	MJ	1,63E+02	5,14E+00	4,36E-02	3,21E-01	2,09E-01	9,43E-02	-4,59E+00	
 PENRM	MJ	1,38E+00	0,00E+00	0,00E+00	0,00E+00	-1,38E+00	0,00E+00	0,00E+00	
 PENRT	MJ	1,65E+02	5,14E+00	4,36E-02	3,21E-01	-1,17E+00	9,43E-02	-4,59E+00	
 SM	kg	1,77E+00	0,00E+00	2,14E-05	0,00E+00	0,00E+00	4,86E-04	0,00E+00	
 RSF	MJ	1,32E+00	2,63E-03	5,80E-06	1,64E-04	8,33E-04	7,07E-05	1,97E-02	
 NRSF	MJ	4,42E+00	9,41E-03	8,53E-05	5,88E-04	0,00E+00	4,42E-03	5,73E-01	
 FW	m <sup>3</sup>	1,41E-01	5,49E-04	2,24E-06	3,43E-05	1,94E-04	8,29E-05	-1,15E-03	




PERE = Use of renewable primary energy excluding renewable primary energy resources used as raw materials; PERM = Use of renewable primary energy resources used as raw materials; PERT = Total use of renewable primary energy resources; PENRE = Use of non renewable primary energy excluding non-renewable primary energy resources used as raw materials; PENRM = Use of non renewable primary energy resources used as raw materials; PENRT = Total use of non renewable primary energy resources; SM = Use of secondary materials; RSF = Use of renewable secondary fuels; NRSF = Use of non-renewable secondary fuels; FW = Net use of fresh water

"Reading example: 9,0 E-03 = 9,0\*10<sup>-3</sup> = 0,009"

\*INA Indicator Not Assessed



### End of life - Waste






Indicator	Unit	A1-A3	A4	C1	C2	C3	C4	D
 HWD	kg	1,75E-01	2,65E-04	1,28E-06	1,66E-05	0,00E+00	2,25E-02	-2,83E-03
 NHWD	kg	4,24E+00	2,50E-01	5,16E-05	1,56E-02	2,25E-02	2,39E-01	-2,23E-01
 RWD	kg	6,45E-04	3,50E-05	3,02E-07	2,19E-06	0,00E+00	0,00E+00	1,50E-06

HWD = Hazardous waste disposed; NHWD = Non-hazardous waste disposed; RWD = Radioactive waste disposed

\*Reading example: 9,0 E-03 = 9,0\*10<sup>-3</sup> = 0,009"

\*INA Indicator Not Assessed

### End of life - Output flow

Indicator	Unit	A1-A3	A4	C1	C2	C3	C4	D
 CRU	kg	0,00E+00	0,00E+00	0,00E+00	0,00E+00	0,00E+00	0,00E+00	0,00E+00
 MFR	kg	7,67E-01	0,00E+00	2,10E-05	0,00E+00	2,12E+00	0,00E+00	0,00E+00
 MER	kg	2,49E-01	0,00E+00	6,51E-08	0,00E+00	2,25E-02	0,00E+00	0,00E+00
 EEE	MJ	1,48E-01	0,00E+00	2,23E-07	0,00E+00	2,23E-05	0,00E+00	0,00E+00
 EET	MJ	2,23E+00	0,00E+00	3,38E-06	0,00E+00	3,37E-04	0,00E+00	0,00E+00

CRU = Components for re-use; MFR = Materials for recycling; MER = Materials for energy recovery; EEE = Exported energy electrical; EET = Exported energy thermal

\*Reading example: 9,0 E-03 = 9,0\*10<sup>-3</sup> = 0,009"

\*INA Indicator Not Assessed

### Biogenic Carbon Content

Indicator	Unit	At the factory gate
Biogenic carbon content in product	kg C	0,00E+00
Biogenic carbon content in accompanying packaging	kg C	0,00E+00

Note: 1 kg biogenic carbon is equivalent to 44/12 kg CO<sub>2</sub>

## Additional requirements

### Greenhouse gas emissions from the use of electricity in the manufacturing phase

National production mix from import, low voltage (production of transmission lines, in addition to direct emissions and losses in grid) of applied electricity for the manufacturing process (A3).

Electricity mix	Source	Amount	Unit
Electricity, market mix (kWh) - Germany	ecoinvent 3.6	585,93	g CO <sub>2</sub> -eq/kWh

### Dangerous substances

The product contains no substances given by the REACH Candidate list.

### Indoor environment





## Additional Environmental Information

Additional environmental impact indicators required in NPCR Part A for construction products								
Indicator	Unit	A1-A3	A4	C1	C2	C3	C4	D
GWPIOBC	kg CO <sub>2</sub> -eq	1,24E+01	3,40E-01	3,17E-03	2,13E-02	5,00E-02	7,72E-03	-8,17E-01

GWPI-IOBC: Global warming potential calculated according to the principle of instantaneous oxidation. In order to increase the transparency of biogenic carbon contribution to climate impact, the indicator GWP-IOBC is required as it declares climate impacts calculated according to the principle of instantaneous oxidation. GWP-IOBC is also referred to as GWP-GHG in context to Swedish public procurement legislation.

## Bibliography

- ISO 14025:2010 Environmental labels and declarations - Type III environmental declarations - Principles and procedures.  
 ISO 14044:2006 Environmental management - Life cycle assessment - Requirements and guidelines.  
 EN 15804:2012+A2:2019 Environmental product declaration - Core rules for the product category of construction products.  
 ISO 21930:2017 Sustainability in buildings and civil engineering works - Core rules for environmental product declarations of construction products.  
 ecoinvent v3, Allocation, cut-off by classification, Swiss Centre of Life Cycle Inventories.  
 Iversen et al., (2021) eEPD v2021.09 Background information for EPD generator tool system verification, LCA.no Report number: 07.21  
 Graafland and Iversen (2022) EPD generator for NPCR 030 Ventilation components, Background information for EPD generator application and LCA data, LCA.no report number: 12.22  
 NPCR Part A: Construction products and services. Ver. 2.0. April 2021, EPD-Norge.  
 NPCR 030 Part B for Ventilation components, Ver. 1.0, 18.05.2021, EPD Norway.
- EN ISO 9001:2015 - Quality management systems.  
 EN ISO 14001:2015 - Environmental management systems.  
 EN ISO 50001:2018 - Energy management systems.

 <small>Global program operator</small>	<b>Program operator and publisher</b> The Norwegian EPD Foundation Post Box 5250 Majorstuen, 0303 Oslo, Norway	Phone: +47 977 22 020 e-mail: <a href="mailto:post@epd-norge.no">post@epd-norge.no</a> web: <a href="http://www.epd-norge.no">www.epd-norge.no</a>
 <small>The art of handling air</small>	<b>Owner of the declaration:</b> TROX Group Heinrich-Trox-Platz 1, 47506 Neukirchen-Vluyn, Germany	Phone: +49 2845 2020 e-mail: <a href="mailto:productsustainability-de@troxgroup.com">productsustainability-de@troxgroup.com</a> web: <a href="https://www.trox.de/en">https://www.trox.de/en</a>
	<b>Author of the Life Cycle Assessment</b> LCA.no AS Dokka 6A, 1671 Kråkerøy, Norway	Phone: +47 916 50 916 e-mail: <a href="mailto:post@lca.no">post@lca.no</a> web: <a href="http://www.lca.no">www.lca.no</a>
	<b>Developer of EPD generator</b> LCA.no AS Dokka 6A, 1671 Kråkerøy, Norway	Phone: +47 916 50 916 e-mail: <a href="mailto:post@lca.no">post@lca.no</a> web: <a href="http://www.lca.no">www.lca.no</a>
	ECO Platform ECO Portal	web: <a href="http://www.eco-platform.org">www.eco-platform.org</a> web: ECO Portal