

Environmental product declaration

in accordance with ISO 14025 and EN 15804+A2

SE-N1XE-AS 4G240 0,6/1 kV



amokabel
CABLE FOR LIFE

The Norwegian EPD Foundation

Owner of the declaration:

Amokabel AB

Product:

SE-N1XE-AS 4G240 0,6/1 kV

Declared unit:

1 m

This declaration is based on Product Category Rules:

CEN Standard EN 15804:2012+A2:2019 serves as core PCR

NPCR 027:2020 Part B for Electrical cables and wires

Program operator:

The Norwegian EPD Foundation

Declaration number:

NEPD-8523-8183-EN

Registration number:

NEPD-8523-8183-EN

Issue date:

16.12.2024

Valid to:

16.12.2029

EPD software:

LCAno EPD generator ID: 723200

General information

Product

SE-N1XE-AS 4G240 0,6/1 kV

Program operator:

The Norwegian EPD Foundation
Post Box 5250 Majorstuen, 0303 Oslo, Norway
Phone: +47 977 22 020
web: www.epd-norge.no

Declaration number:

NEPD-8523-8183-EN

This declaration is based on Product Category Rules:

CEN Standard EN 15804:2012+A2:2019 serves as core PCR
NPCR 027:2020 Part B for Electrical cables and wires

Statement of liability:

The owner of the declaration shall be liable for the underlying information and evidence. EPD Norway shall not be liable with respect to manufacturer information, life cycle assessment data and evidences.

Declared unit:

1 m SE-N1XE-AS 4G240 0,6/1 kV

Declared unit with option:

A1,A2,A3,A4,A5,B1,B2,B3,B4,B5,B6,B7,C1,C2,C3,C4,D

Functional unit:

1 m of SE-N1XE-AS 4G240 0,6/1 kV, used to transmit a reference electric current of 1A over a specific lifetime, including waste treatment at end-of-life.

General information on verification of EPD from EPD tools:

Independent verification of data, other environmental information and the declaration according to ISO 14025:2010, § 8.1.3 and § 8.1.4. Verification of each EPD is made according to EPD-Norway's guidelines for verification and approval requiring that tools are i) integrated into the company's environmental management system, ii) the procedures for use of the EPD tool are approved by EPD-Norway, and iii) the process is reviewed annually by an independent third party verifier. See Appendix G of EPD-Norway's General Programme Instructions for further information on EPD tools

Verification of EPD tool:

Independent third party verification of the EPD tool, background data and test-EPD in accordance with EPDNorway's procedures and guidelines for verification and approval of EPD tools. Approval number: NEPDT32.

Third party verifier:

Vito D'Incognito, Take Care International

(no signature required)

Owner of the declaration:

Amokabel AB
Contact person: Oskar Wijk
Phone: +46 481-750 810
e-mail: oskar.wijk@amokabel.com

Manufacturer:

Amokabel AB

Place of production:

Amokabel AB
Kabelvägen 5
SE-36443 Alstermo, Sweden

Management system:

ISO 14001, ISO 9001, ISO 45001

Organisation no:

556510-2471

Issue date:

16.12.2024

Valid to:

16.12.2029

Year of study:

2023

Comparability:

EPD of construction products may not be comparable if they not comply with EN 15804 and seen in a building context.


Development and verification of EPD:

The declaration is created using EPD tool lca.tools ver EPD2022.03, developed by LCA.no. The EPD tool is integrated in the company's management system, and has been approved by EPD Norway. Approval number: NEPDT142

Developer of EPD: Peter Eriksson

Reviewer of company-specific input data and EPD: Oskar Wijk

Approved:



Håkon Hauan
Managing Director of EPD-Norway

Product

Product description:

1 kV halogen-free power cable intended for fixed installation outdoors in air, ground, and water, and also suitable for plowing. The cable features XLPE insulation and a polyethylene sheath, as well as Kevlar ripcords for easy stripping. We accommodate packaging options according to customer needs, typically on drums but also in non-standard lengths.

Product specification

EN 60228
SS 424 14 18
HD 603 5-O

Materials	kg	%
Plastic - Polyethylene	0,91	26,67
Metal - Aluminium	2,50	73,33
Total	3,40	100,00

Packaging	kg	%
Packaging - Wooden drums	0,72	100,00
Total incl. packaging	4,13	100,00

Technical data:

Max ledar temperatur: -20°C/+90°C
Voltage Rating U0/U: 0,6/1kV

Market:

Sweden

Reference service life, product

40 years

Reference service life, building or construction works

40 years

LCA: Calculation rules

Declared unit:

1 m SE-N1XE-AS 4G240 0,6/1 kV

Cut-off criteria:

All major raw materials and all the essential energy is included. The production processes for raw materials and energy flows with very small amounts (less than 1%) are not included. These cut-off criteria do not apply for hazardous materials and substances.

Allocation:

The allocation is made in accordance with the provisions of EN 15804. Incoming energy and water and waste production in-house is allocated equally among all products through mass allocation. Effects of primary production of recycled materials is allocated to the main product in which the material was used. The recycling process and transportation of the material is allocated to this analysis.

Data quality:

Specific data for the product composition are provided by the manufacturer. The data represent the production of the declared product and were collected for EPD development in the year of study. Background data is based on EPDs according to EN 15804 and different LCA databases. The data quality of the raw materials in A1 is presented in the table below.

Materials	Source	Data quality	Year
Metal - Aluminium	ecoinvent 3.6	Database	2019
Packaging - Wooden drums	Modified ecoinvent 3.6	Supplier data + database	2019
Plastic - Polyethylene	ecoinvent 3.6	Database	2019

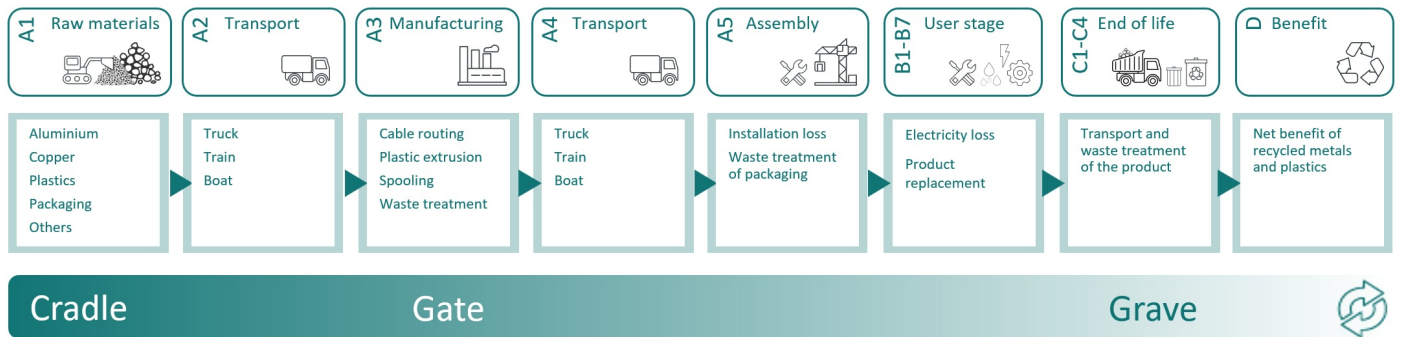
System boundaries (X=included, MND=module not declared, MNR=module not relevant)

Product stage			Construction installation stage		Use stage							End of life stage				Beyond the system boundaries
Raw materials	Transport	Manufacturing	Transport	Assembly	Use	Maintenance	Repair	Replacement	Refurbishment	Operational energy use	Operational water use	De-construction demolition	Transport	Waste processing	Disposal	Reuse-Recovery- Recycling-potential
A1	A2	A3	A4	A5	B1	B2	B3	B4	B5	B6	B7	C1	C2	C3	C4	D
X	X	X	X	X	X	X	X	X	X	X	X	X	X	X	X	X

System boundary:

The analysis is a cradle-to-grave study made for 1 m of cable manufactured, installed and used outdoor over the lifetime 40 years. Modules A1-A5 are included in the analysis. It includes the extraction and production of raw materials, transportation to the factory, the production process itself, transportation to market and installation of the product. Modules B1-B7 describe the use phase and are declared for an outdoor cable. B6 is the operational energy usage based on a normal use. C1-C4, D are mandatory modules which include end of life treatment of materials and the benefits from recycling.

The flowchart below illustrates the system boundaries of the analysis:



Additional technical information:

The reference product SE-N1XE-AS 4G240 0,6/1 kV represents the entire product family. Please contact us for a specific EPD of another cable in the product family:

SE-N1XE-AR 4G16
SE-N1XE-AR 4G16
SE-N1XE-AR 5G16
SE-N1XE-AR 5G16
SE-N1XE-AR 4G25
SE-N1XE-AR 4G25
SE-N1XE-AR 5G25
SE-N1XE-AR 5G25
SE-N1XE-AR 4G50
SE-N1XE-AR 4G50
SE-N1XE-AS 4G95
SE-N1XE-AS 4G95
SE-N1XE-AS 4G150
SE-N1XE-AS 4G150
SE-N1XE-AS 4G240
SE-N1XE-AS 4G240
SE-N1XE-AR 4G16
SE-N1XE-AR 4G16
SE-N1XE-AR 5G16
SE-N1XE-AR 5G16
SE-N1XE-AR 4G25
SE-N1XE-AR 4G25
SE-N1XE-AR 5G25
SE-N1XE-AR 5G25
SE-N1XE-AR 4G50
SE-N1XE-AR 4G50
SE-N1XE-AS 4G95
SE-N1XE-AS 4G95
SE-N1XE-AS 4G150
SE-N1XE-AS 4G150
SE-N1XE-AS 4G240
SE-N1XE-AS 4G240

LCA: Scenarios and additional technical information

The following information describe the scenarios in the different modules of the EPD.

Module A4 = The scenario considered in this EPD is based on true distances from suppliers.

Modules A5 = 2 % product losses during installation are estimated by the company. No energy use for installation has been quantified since this operation is assumed to be done with other products and should be assessed at a construction works level. Cable drums are reused and assumed under the cut-off criterion of 1%.

For B1-B7 the default environmental impact and resource indicators in the EPD are assumed to be zero. Some other potential environmental impacts from the use phase might not be covered by the scope of an EPD.

Module B6 = The operational energy use of the cable is calculated based on the methodology described in PEP Ecopassport, Product Specific Rules (PSR) for wires, cables

and accessories, reference PSR-0001-ed3-EN-2015 10 16. The following parameters are used to calculate the electricity loss of the cable:

- Estimate service life = 40 years
- Number of conductors = 4 units
- Use rate = 100 percent (according to appendix 1 of the PSR)
- Linear conductor resistivity = 0,000125 Ohm per meter
- Current intensity = 1 Ampere

Module C1 = For both buildings and construction works, cables will be taken out as part of a larger demolition. The energy use for cable removal compared to other heavier materials is assumed to be low. This module can therefore be included with zero impact.

Module C2 = Estimated average of 85km (Scandinavian standard).

Modules C3 and C4 = Waste treatment of the product follows the default values provided in EN 50693, Product Category Rules for life cycle assessments of electronic and electrical products and systems, table G.4. This table specified how different types of raw materials used in A1 will likely be treated during the end-of-life of the product. Waste treatments in C3 include material recycling and incineration with and without energy recovery and fly ash extraction. Disposal in C4 consist of landfilling of different waste fractions and of ashes.

Module D = The recyclability of metals and plastics allows the producers a credit for the net scrap that is produced at the end of a product's life. The benefits from recycling of net scrap are described in formula from EN 15804:2012+A2:2019. Substitution of heat and electricity generated by the incineration with energy recovery of plastic insulation and other parts is also calculated in module D.

Transport from production place to user (A4)	Capacity utilisation (incl. return) %	Distance (km)	Fuel/Energy Consumption	Unit	Value (Liter/tonne)
Truck, 16-32 tonnes, EURO 6 (km)	36,7 %	350	0,043	l/tkm	15,05
Assembly (A5)		Unit	Value		
Product loss during installation (percentage of cable)	Units/DU	0,02			
Waste, packaging, wooden drums, reusable (reuse cycles:10), 100% recycled, to average treatment (kg) - A5, incl. 85 km transp.	kg	0,72			
Operational energy (B6)		Unit	Value		
Electricity, Sweden (kWh)	kWh	0,04			
Transport to waste processing (C2)	Capacity utilisation (incl. return) %	Distance (km)	Fuel/Energy Consumption	Unit	Value (Liter/tonne)
Truck, 16-32 tonnes, EURO 5 (km)	36,7 %	85	0,044	l/tkm	3,74
Waste processing (C3)		Unit	Value		
Aluminium to recycling (kg)	kg	1,75			
Waste treatment of polyethylene (PE), incineration with energy recovery and fly ash extraction (kg)	kg	0,45			
Disposal (C4)		Unit	Value		
Landfilling of aluminium (kg)	kg	0,75			
Landfilling of plastic mixture (kg)	kg	0,45			
Landfilling of ashes from incineration of Polyethylene (PE), process per kg ashes and residues (kg)	kg	0,02			
Benefits and loads beyond the system boundaries (D)		Unit	Value		
Substitution of primary aluminium with net scrap (kg)	kg	1,37			
Substitution of electricity, in Norway (MJ)	MJ	0,88			
Substitution of thermal energy, district heating, in Norway (MJ)	MJ	13,32			

LCA: Results

The LCA results are presented below for the declared unit defined on page 2 of the EPD document.

Environmental impact										
Indicator		Unit	A1	A2	A3	A4	A5	B1	B2	B3
	GWP-total	kg CO ₂ -eq	3,94E+01	4,76E-01	1,78E-01	2,36E-01	1,01E+00	0	0	0
	GWP-fossil	kg CO ₂ -eq	3,95E+01	4,75E-01	1,66E-01	2,36E-01	1,95E-02	0	0	0
	GWP-biogenic	kg CO ₂ -eq	-5,98E-01	1,97E-04	3,37E-03	9,77E-05	9,93E-01	0	0	0
	GWP-luluc	kg CO ₂ -eq	4,99E-01	1,69E-04	9,34E-03	8,40E-05	5,00E-06	0	0	0
	ODP	kg CFC11 -eq	3,08E-06	1,08E-07	7,17E-08	5,35E-08	3,11E-09	0	0	0
	AP	mol H+ -eq	2,68E-01	1,37E-03	9,61E-04	6,78E-04	1,57E-04	0	0	0
	EP-FreshWater	kg P -eq	1,74E-03	3,80E-06	9,77E-06	1,89E-06	2,34E-07	0	0	0
	EP-Marine	kg N -eq	3,51E-02	2,70E-04	1,68E-04	1,34E-04	6,72E-05	0	0	0
	EP-Terrestrial	mol N -eq	3,88E-01	3,02E-03	2,19E-03	1,50E-03	7,20E-04	0	0	0
	POCP	kg NMVOC -eq	1,30E-01	1,16E-03	5,04E-04	5,75E-04	1,85E-04	0	0	0
	ADP-minerals&metals ¹	kg Sb-eq	8,13E-04	1,31E-05	5,89E-06	6,52E-06	3,16E-07	0	0	0
	ADP-fossil ¹	MJ	5,39E+02	7,19E+00	1,69E+01	3,57E+00	2,29E-01	0	0	0
	WDP ¹	m ³	1,56E+04	6,95E+00	1,71E+03	3,45E+00	3,52E-01	0	0	0

Indicator		Unit	B4	B5	B6	B7	C1	C2	C3	C4	D
	GWP-total	kg CO ₂ -eq	0	0	2,41E-03	0	0	5,85E-02	1,37E+00	6,35E-02	-1,25E+01
	GWP-fossil	kg CO ₂ -eq	0	0	2,22E-03	0	0	5,85E-02	1,37E+00	6,35E-02	-1,23E+01
	GWP-biogenic	kg CO ₂ -eq	0	0	4,51E-05	0	0	2,38E-05	1,11E-05	5,09E-06	-5,62E-02
	GWP-luluc	kg CO ₂ -eq	0	0	1,44E-04	0	0	2,04E-05	1,63E-06	5,33E-06	-2,34E-01
	ODP	kg CFC11 -eq	0	0	1,09E-09	0	0	1,33E-08	1,05E-09	4,52E-09	-5,63E-03
	AP	mol H+ -eq	0	0	1,44E-05	0	0	2,39E-04	1,71E-04	1,22E-04	-8,31E-02
	EP-FreshWater	kg P -eq	0	0	1,50E-07	0	0	4,59E-07	1,05E-07	2,54E-07	-4,78E-04
	EP-Marine	kg N -eq	0	0	2,46E-06	0	0	7,09E-05	8,23E-05	9,74E-05	-1,06E-02
	EP-Terrestrial	mol N -eq	0	0	3,24E-05	0	0	7,84E-04	8,90E-04	4,88E-04	-1,17E-01
	POCP	kg NMVOC -eq	0	0	7,37E-06	0	0	2,40E-04	2,13E-04	1,49E-04	-3,93E-02
	ADP-minerals&metals ¹	kg Sb-eq	0	0	8,87E-08	0	0	1,58E-06	4,79E-08	1,21E-07	1,80E-05
	ADP-fossil ¹	MJ	0	0	2,60E-01	0	0	8,82E-01	8,96E-02	3,60E-01	-1,56E+02
	WDP ¹	m ³	0	0	2,64E+01	0	0	8,41E-01	2,03E-01	7,39E+00	-7,00E+03







GWP-total = Global Warming Potential total; GWP-fossil = Global Warming Potential fossil fuels; GWP-biogenic = Global Warming Potential biogenic; GWP-luluc = Global Warming Potential land use and land use change; ODP = Depletion potential of the stratospheric ozone layer; AP = Acidification potential, Accumulated Exceedance; EP-freshwater = Eutrophication potential, fraction of nutrients reaching freshwater end compartment; EP-marine = Eutrophication potential, fraction of nutrients reaching marine end compartment; EP-terrestrial = Eutrophication potential, Accumulated Exceedance; POCP = Formation potential of tropospheric ozone; ADP-minerals&metals = Abiotic depletion potential for non-fossil resources; ADP-fossil = Abiotic depletion for fossil resources potential; WDP = Water (user) deprivation potential, deprivation-weighted water consumption







"Reading example: 9,0 E-03 = 9,0*10⁻³ = 0,009"

*INA Indicator Not Assessed

1. The results of this environmental impact indicator shall be used with care as the uncertainties on these results are high or as there is limited experienced with the indicator

Remarks to environmental impacts

Additional environmental impact indicators										
Indicator	Unit	A1	A2	A3	A4	A5	B1	B2	B3	
 PM	Disease incidence	2,49E-06	2,91E-08	7,12E-09	1,44E-08	1,92E-09	0	0	0	
 IRP ²	kgBq U235 -eq	2,08E+00	3,14E-02	5,78E-01	1,56E-02	8,30E-04	0	0	0	
 ETP-fw ¹	CTUe	8,87E+02	5,33E+00	8,99E+00	2,65E+00	2,61E-01	0	0	0	
 HTP-c ¹	CTUh	7,88E-08	0,00E+00	2,60E-10	0,00E+00	2,90E-11	0	0	0	
 HTP-nc ¹	CTUh	1,23E-06	5,82E-09	6,28E-09	2,89E-09	1,39E-09	0	0	0	
 SQP ¹	dimensionless	8,54E+01	5,03E+00	7,51E+00	2,50E+00	1,28E-01	0	0	0	











Indicator	Unit	B4	B5	B6	B7	C1	C2	C3	C4	D
 PM	Disease incidence	0	0	1,04E-10	0	0	4,21E-09	6,73E-10	2,19E-09	-8,90E-07
 IRP ²	kgBq U235 -eq	0	0	8,91E-03	0	0	3,86E-03	1,51E-04	2,20E-03	-6,81E-01
 ETP-fw ¹	CTUe	0	0	1,37E-01	0	0	6,50E-01	2,67E-01	4,64E+02	-1,90E+02
 HTP-c ¹	CTUh	0	0	4,00E-12	0	0	0,00E+00	3,00E-11	2,30E-11	-3,10E-08
 HTP-nc ¹	CTUh	0	0	9,50E-11	0	0	7,02E-10	1,15E-09	4,81E-10	-3,65E-07
 SQP ¹	dimensionless	0	0	1,15E-01	0	0	6,08E-01	1,09E-02	8,46E-01	-8,71E+00











PM = Particulate Matter emissions; IRP = Ionizing radiation – human health; ETP-fw = Eco toxicity – freshwater; HTP-c = Human toxicity – cancer effects; HTP-nc = Human toxicity – non cancer effects; SQP = Potential Soil Quality Index (dimensionless)

"Reading example: 9,0 E-03 = 9,0*10⁻³ = 0,009"

*INA Indicator Not Assessed

1. The results of this environmental impact indicator shall be used with care as the uncertainties on these results are high or as there is limited experienced with the indicator
2. This impact category deals mainly with the eventual impact of low dose ionizing radiation on human health of the nuclear fuel cycle. It does not consider effects due to possible nuclear accidents, occupational exposure nor due to radioactive waste disposal in underground facilities. Potential ionizing radiation from the soil, from radon and from some construction materials is also not measured by this indicator.

Resource use										
Indicator	Unit	A1	A2	A3	A4	A5	B1	B2	B3	
	PERE	MJ	1,36E+02	1,03E-01	8,10E+00	5,11E-02	4,70E-03	0	0	0
	PERM	MJ	9,12E+00	0,00E+00	0,00E+00	0,00E+00	-9,12E+00	0	0	0
	PERT	MJ	1,45E+02	1,03E-01	8,10E+00	5,11E-02	-9,11E+00	0	0	0
	PENRE	MJ	5,02E+02	7,19E+00	1,70E+01	3,57E+00	2,29E-01	0	0	0
	PENRM	MJ	3,93E+01	0,00E+00	0,00E+00	0,00E+00	0,00E+00	0	0	0
	PENRT	MJ	5,41E+02	7,19E+00	1,70E+01	3,57E+00	2,29E-01	0	0	0
	SM	kg	1,11E+00	0,00E+00	5,66E-06	0,00E+00	7,24E-01	0	0	0
	RSF	MJ	9,40E-01	3,68E-03	3,14E-02	1,83E-03	1,37E-04	0	0	0
	NRSF	MJ	1,04E-01	1,32E-02	9,93E-02	6,53E-03	1,56E-03	0	0	0
	FW	m ³	8,16E-01	7,69E-04	1,84E-02	3,82E-04	1,67E-04	0	0	0

Indicator	Unit	B4	B5	B6	B7	C1	C2	C3	C4	D	
	PERE	MJ	0	0	1,25E-01	0	0	1,24E-02	2,63E-03	4,00E-02	-6,29E+01
	PERM	MJ	0	0	0,00E+00	0	0	0,00E+00	0,00E+00	0,00E+00	0,00E+00
	PERT	MJ	0	0	1,25E-01	0	0	1,24E-02	2,63E-03	4,00E-02	-6,29E+01
	PENRE	MJ	0	0	2,60E-01	0	0	8,82E-01	8,96E-02	3,60E-01	-1,56E+02
	PENRM	MJ	0	0	0,00E+00	0	0	0,00E+00	-3,86E+01	0,00E+00	0,00E+00
	PENRT	MJ	0	0	2,60E-01	0	0	8,82E-01	-3,85E+01	3,60E-01	-1,56E+02
	SM	kg	0	0	0,00E+00	0	0	0,00E+00	0,00E+00	0,00E+00	0,00E+00
	RSF	MJ	0	0	4,84E-04	0	0	4,45E-04	7,42E-05	8,31E-04	-2,41E-02
	NRSF	MJ	0	0	1,53E-03	0	0	1,59E-03	0,00E+00	1,79E-03	-3,22E-01
	FW	m ³	0	0	2,84E-04	0	0	9,29E-05	2,53E-04	4,62E-04	-3,15E-01

PERE = Use of renewable primary energy excluding renewable primary energy resources used as raw materials; PERM = Use of renewable primary energy resources used as raw materials; PERT = Total use of renewable primary energy resources; PENRE = Use of non renewable primary energy excluding non-renewable primary energy resources used as raw materials; PENRM = Use of non renewable primary energy resources used as raw materials; PENRT = Total use of non renewable primary energy resources; SM = Use of secondary materials; RSF = Use of renewable secondary fuels; NRSF = Use of non-renewable secondary fuels; FW = Net use of fresh water

"Reading example: 9,0 E-03 = 9,0*10⁻³ = 0,009"

*INA Indicator Not Assessed

End of life - Waste										
Indicator	Unit	A1	A2	A3	A4	A5	B1	B2	B3	
	HWD	kg	3,91E-01	3,71E-04	1,91E-03	1,84E-04	0,00E+00	0	0	0
	NHWD	kg	9,35E+00	3,50E-01	3,87E-01	1,74E-01	7,24E-01	0	0	0
	RWD	kg	1,96E-03	4,90E-05	2,54E-04	2,43E-05	0,00E+00	0	0	0

Indicator	Unit	B4	B5	B6	B7	C1	C2	C3	C4	D	
	HWD	kg	0	0	1,36E-05	0	0	4,50E-05	0,00E+00	4,16E-02	5,13E-02
	NHWD	kg	0	0	8,58E-04	0	0	4,22E-02	0,00E+00	1,22E+00	-3,57E+00
	RWD	kg	0	0	3,92E-06	0	0	6,01E-06	0,00E+00	2,47E-06	-6,39E-04

HWD = Hazardous waste disposed; NHWD = Non-hazardous waste disposed; RWD = Radioactive waste disposed

"Reading example: 9,0 E-03 = 9,0*10⁻³ = 0,009"

*INA Indicator Not Assessed

End of life - Output flow										
Indicator	Unit	A1	A2	A3	A4	A5	B1	B2	B3	
	CRU	kg	0,00E+00	0,00E+00	0,00E+00	0,00E+00	0,00E+00	0	0	0
	MFR	kg	0,00E+00	0,00E+00	3,52E-01	0,00E+00	1,71E-05	0	0	0
	MER	kg	0,00E+00	0,00E+00	8,73E-03	0,00E+00	7,24E-01	0	0	0
	EEE	MJ	0,00E+00	0,00E+00	1,19E-02	0,00E+00	5,03E-01	0	0	0
	EET	MJ	0,00E+00	0,00E+00	1,79E-01	0,00E+00	7,62E+00	0	0	0

Indicator	Unit	B4	B5	B6	B7	C1	C2	C3	C4	D	
	CRU	kg	0	0	0,00E+00	0	0	0,00E+00	0,00E+00	0,00E+00	0,00E+00
	MFR	kg	0	0	0,00E+00	0	0	0,00E+00	1,75E+00	4,07E-05	0,00E+00
	MER	kg	0	0	0,00E+00	0	0	0,00E+00	4,54E-01	9,96E-07	0,00E+00
	EEE	MJ	0	0	0,00E+00	0	0	0,00E+00	8,80E-01	6,46E-05	0,00E+00
	EET	MJ	0	0	0,00E+00	0	0	0,00E+00	1,33E+01	9,78E-04	0,00E+00

CRU = Components for re-use; MFR = Materials for recycling; MER = Materials for energy recovery; EEE = Exported energy electrical; EET = Exported energy thermal

"Reading example: 9,0 E-03 = 9,0*10⁻³ = 0,009"

*INA Indicator Not Assessed

Biogenic Carbon Content		
Indicator	Unit	At the factory gate
Biogenic carbon content in product	kg C	0,00E+00
Biogenic carbon content in accompanying packaging	kg C	2,72E-01

Note: 1 kg biogenic carbon is equivalent to 44/12 kg CO₂

Additional requirements

Greenhouse gas emissions from the use of electricity in the manufacturing phase

National production mix from import, low voltage (production of transmission lines, in addition to direct emissions and losses in grid) of applied electricity for the manufacturing process (A3).

Electricity mix	Source	Amount	Unit
Electricity, Sweden (kWh)	ecoinvent 3.6	54,94	g CO ₂ -eq/kWh

Dangerous substances

The product contains no substances given by the REACH Candidate list.

Indoor environment

Additional Environmental Information

Additional environmental impact indicators required in NPCR Part A for construction products										
Indicator	Unit	A1	A2	A3	A4	A5	B1	B2	B3	
GWPIOBC	kg CO ₂ -eq	4,03E+01	4,76E-01	1,78E-01	2,36E-01	1,95E-02	0	0	0	
Indicator	Unit	B4	B5	B6	B7	C1	C2	C3	C4	D
GWPIOBC	kg CO ₂ -eq	0	0	2,40E-03	0	0	5,85E-02	1,37E+00	6,57E-02	-1,20E+01

GWPIOBC: Global warming potential calculated according to the principle of instantaneous oxidation. In order to increase the transparency of biogenic carbon contribution to climate impact, the indicator GWP-IOBC is required as it declares climate impacts calculated according to the principle of instantaneous oxidation. GWP-IOBC is also referred to as GWP-GHG in context to Swedish public procurement legislation.

Bibliography

ISO 14025:2010. Environmental labels and declarations - Type III environmental declarations - Principles and procedures. International Organization for Standardization.

ISO 14044:2006. Environmental management - Life cycle assessment - Requirements and guidelines. International Organization for Standardization.

EN 15804:2012+A2:2019. Environmental product declaration - Core rules for the product category of construction products. European Committee for Standardization.

ISO 21930:2017. Sustainability in buildings and civil engineering works - Core rules for environmental product declarations of construction products. International Organization for Standardization.

EN 50693:2019. Product category rules for life cycle assessments of electronic and electrical products and systems. European Committee for Standardization.






Ecoinvent v3, 2019. Allocation, cut-off by classification. Swiss Centre of Life Cycle Inventories.

Iversen et al., (2021). eEPD v2021.09, background information for EPD generator tool system verification, LCA.no. Report number: 07.21. System verification report.

Philis et al., (2022). EPD generator for NPCR 027 part B for electrical wires and cables, background information for EPD generator application and LCA data, LCA.no Report number: 03.22. PCR verification report.

EPD Norway (2022). NPCR Part A: Construction products and services. The Norwegian EPD foundation. Version 2.0 published 24.03.2021.

EPD Norway (2022). NPCR 027 Part B for electrical cables and wires. The Norwegian EPD foundation. Version 2.0 published 01.03.2022.

 <small>Global program operator</small>	Program operator and publisher The Norwegian EPD Foundation Post Box 5250 Majorstuen, 0303 Oslo, Norway	Phone: +47 977 22 020 e-mail: post@epd-norge.no web: www.epd-norge.no
 <small>CABLE FOR LIFE</small>	Owner of the declaration: Amokabel AB Kabelvägen 5, SE-36443 Alstermo, Sweden	Phone: +46 481-750 810 e-mail: oskar.wijk@amokabel.com web: www.amokabel.com
	Author of the Life Cycle Assessment LCA.no AS Dokka 6A, 1671 Kråkerøy, Norway	Phone: +47 916 50 916 e-mail: post@lca.no web: www.lca.no
	Developer of EPD generator LCA.no AS Dokka 6A, 1671 Kråkerøy, Norway	Phone: +47 916 50 916 e-mail: post@lca.no web: www.lca.no
	ECO Platform ECO Portal	web: www.eco-platform.org web: ECO Portal