

EPD


Environmental Product Declaration

Two phase FSKII+ - Outdoor vacuum breaker for railway applications

Production site: Dalmine, Italy



| | | | | |
|---|--|--------------------------|-------------|--------------|
| DOCUMENT KIND Environmental Product Declaration | IN COMPLIANCE WITH ISO 14025 and EN 50693 | | | |
| PROGRAM OPERATOR The Norwegian EPD Foundation | PUBLISHER The Norwegian EPD Foundation | | | |
| REGISTRATION NUMBER OF THE PROGRAM OPERATOR NEPD-8551-8200-EN | ISSUE DATE 2024/12/19 | | | |
| VALID TO 2029/12/19 | STATUS Approved | SECURITY LEVEL Public | | |
| OWNING ORGANIZATION ABB Switzerland Ltd, Group Technology Management | ABB DOCUMENT ID 1VCD601924R0001 | REV. A | LANG. EN | PAGE 1/16 |

| | | | |
|--|---|-------------------------------|-----------------------|
| EPD Owner | ABB Switzerland Ltd, Group Technology Management | | |
| Organization No. | CHE-101.538.426 | | |
| Manufacturer name and address | ABB S.p.A. Via Friuli, 4, 24044 Dalmine, Italy | | |
| Company contact | Alessandro Stucchi - alessandro.stucchi@it.abb.com R&D Team Leader | | |
| Program operator | The Norwegian EPD Foundation Post Box 5250 Majorstuen, 0303 Oslo, Norway phone: +47 23 08 80 00, email: post@epd-norge.no | | |
| Declared product | Medium voltage two phase FSKII+ circuit breaker with magnetic actuator designed for railway power supply of 25kV, 1250A of nominal current and 25kA of short-circuit current. | | |
| Product description | The two phase FSKII+ is an automatically operated electrical device that is used to control and protect an electrical circuit from damage caused by overload or short circuit. | | |
| Functional unit | To manage and protect the electrical continuity of the circuit to which it is applied, at use rate of 30% and load factor of 50% during a service life of 20 years in Europe. | | |
| Reference flow | A two phase FSKII+ circuit breaker with 1250A nominal current including related packaging | | |
| Independent verification | Independent verification of the declaration and data, according to ISO 14025:2010 <input type="checkbox"/> INTERNAL <input checked="" type="checkbox"/> EXTERNAL Independent verifier approved by EPD-Norge: Elisabet Amat Signature:  | | |
| Approved by | Håkon Hauan, CEO EPD-Norge Signature:  | | |
| Reference PCR | EN 50693:2019 – Product Category Rules for Life Cycle Assessments of Electronic and Electrical Products and Systems. EPDIItaly007 – Electronic and Electrical Products and Systems, Rev. 3.0, 2023/01/13. EPDIItaly012 – Electronic and Electrical Products and Systems – Switches, Rev. 0, 2020/03/16. | | |
| Program instructions | The Norwegian EPD Foundation/EPD-Norge, General Programme Instructions 2019, Version 3.0, 2019/04/24. | | |
| LCA study | This EPD is based on the LCA study described in the LCA report 1VCD601923R0001 | | |
| EPD type | Specific product with extrapolation rules | | |
| EPD scope | Cradle-to-grave | | |
| Product RSL | 20 years | | |
| Geographical representativeness | Manufacturing (suppliers): Global | Manufacturing (ABB): Italy | Downstream: Europe |
| Reference year | 2023 | | |
| LCA software | SimaPro 9.5 (2023) | | |
| LCI database | Ecoinvent v3.9.1 (2022) | | |
| Comparability | EPDs published within the same product category, though originating from different programs, may not be comparable. Full conformance with a PCR allows EPD comparability only when all stages of a life cycle have been considered. However, variations and deviations are possible. | | |
| Liability | The owner of the declaration shall be liable for the underlying information and evidence. EPD-Norge shall not be liable with respect to manufacturer, life cycle assessment data, and evidence. | | |

| STATUS | SECURITY LEVEL | DOCUMENT ID. | REV. | LANG. | PAGE |
|----------|----------------|-----------------|------|-------|------|
| Approved | Public | 1VCD601924R0001 | A | EN | 2/16 |

Contents

Sustainability at ABB 4

General Information 5

Constituent Materials 6

LCA Background Information 8

Inventory Analysis 10

Environmental Indicators 12

Extrapolation rules 14

Additional Environmental Information 15

References 16

| STATUS | SECURITY LEVEL | DOCUMENT ID. | REV. | LANG. | PAGE |
|----------|----------------|-----------------|------|-------|------|
| Approved | Public | 1VCD601924R0001 | A | EN | 3/16 |



Sustainability at ABB

ABB is a leading global technology company that energizes the transformation of society and industry to achieve a more productive, sustainable future. By connecting software to its electrification, robotics, automation, and motion portfolio, ABB pushes the boundaries of technology to drive performance to new levels.

At ABB, we actively contribute to a more sustainable world, leading by example in our own operations and partnering with customers and suppliers to enable a low-carbon society, preserve resources, and promote social progress.

Learn more on our website global.abb/group/en/sustainability or scan the QR code.



| STATUS | SECURITY LEVEL | DOCUMENT ID. | REV. | LANG. | PAGE |
|----------|----------------|-----------------|------|-------|------|
| Approved | Public | 1VCD601924R0001 | A | EN | 4/16 |



General Information

This Environmental Product Declaration is a “specific product EPD”, and the declared product is the two phase FSKII+, including related accessories and packaging.

The two phase FSKII+ with nominal current 1250A compose the reference flow, including the related accessories and packaging. The two phase FSKII+ with 2500A nominal current will be analyzed through extrapolation rules derived from the reference device.

General technical information of the two phase FSKII+ are presented below.

| | Description | Two phase FSKII+ |
|---------|---|------------------|
| Ratings | Rated voltage [kV] | 25 |
| | Rated current [A] | 1250 |
| | Rated short circuit breaking current [kA] | 25 |

The two phase FSKII+ is manufactured by ABB manufacturing site located in Dalmine, Italy. The manufacturing site is certified according to the following standards:

- ISO 9001:2015 – Quality Management Systems
- ISO 14001:2015 – Environmental Management Systems
- ISO 45001:2018 – Occupational Health and Safety Management Systems
- ISO 50001:2018 – Energy management systems

| STATUS | SECURITY LEVEL | DOCUMENT ID. | REV. | LANG. | PAGE |
|----------|----------------|-----------------|------|-------|------|
| Approved | Public | 1VCD601924R0001 | A | EN | 5/16 |

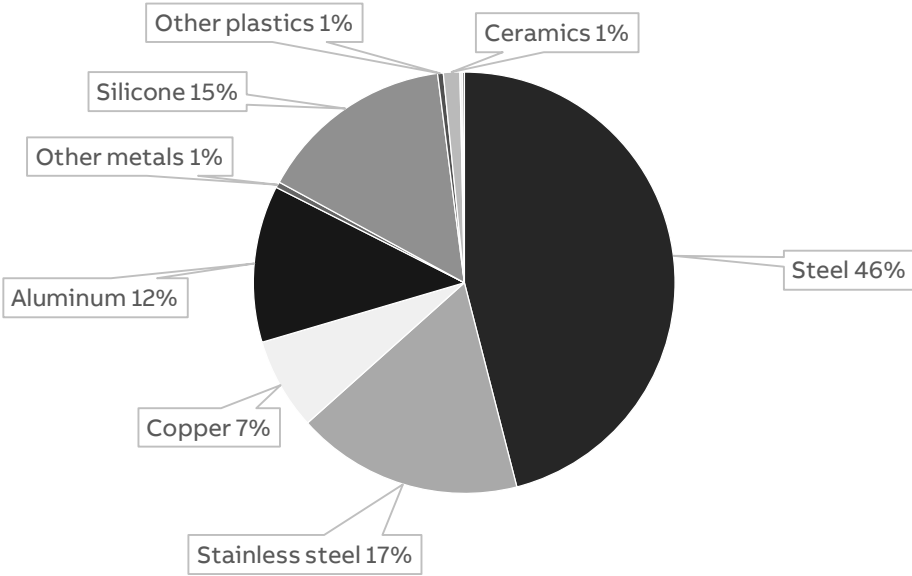


Constituent Materials

The constituent materials of the two phase FSKII+ with 1250A of nominal current

| Type | Material | Weight [kg] | Weight % |
|--------------|-----------------|---------------|-------------|
| Metals | Steel | 175.57 | 45.73% |
| | Stainless steel | 66.37 | 17.29% |
| | Copper | 26.87 | 7.00% |
| | Aluminum | 45.94 | 11.97% |
| | Other metals | 1.70 | 0.44% |
| Plastics | Silicone | 57.45 | 14.96% |
| | Other plastics | 1.72 | 0.45% |
| Others | Ceramics | 4.78 | 1.24% |
| | Cables | 0.76 | 0.20% |
| | Electronics | 0.56 | 0.15% |
| | Zirconium | 0.01 | 0.00% |
| Total | | 383.90 | 100% |

Two phase FSKII+ 1250A



The constituent materials of the packaging and accessories are presented below. Both primary packaging (unit) and secondary packaging (bulk) are considered, and 1 piece is assumed per pallet.

| | Description | Material | Weight [kg] | Weight % |
|------------------------------|-----------------------------------|---------------|---------------|---------------|
| Unit (1st) | Box | Plywood | 100 | 72.41% |
| | Bracket, Screw, Nut, Belt, Washer | Steel | 7.98 | 5.78% |
| | Subtotal | | 107.98 | 78.19% |
| Bulk (2nd) | Pallet | Wood | 30 | 21.72% |
| | Tape | Polypropylene | 0.13 | 0.08% |
| | Subtotal | | 30.13 | 21.8% |
| Total | | | 138.09 | 100.00 |

| | | | | | |
|----------|----------------|-----------------|------|-------|------|
| STATUS | SECURITY LEVEL | DOCUMENT ID. | REV. | LANG. | PAGE |
| Approved | Public | 1VCD601924R0001 | A | EN | 7/16 |



LCA Background Information

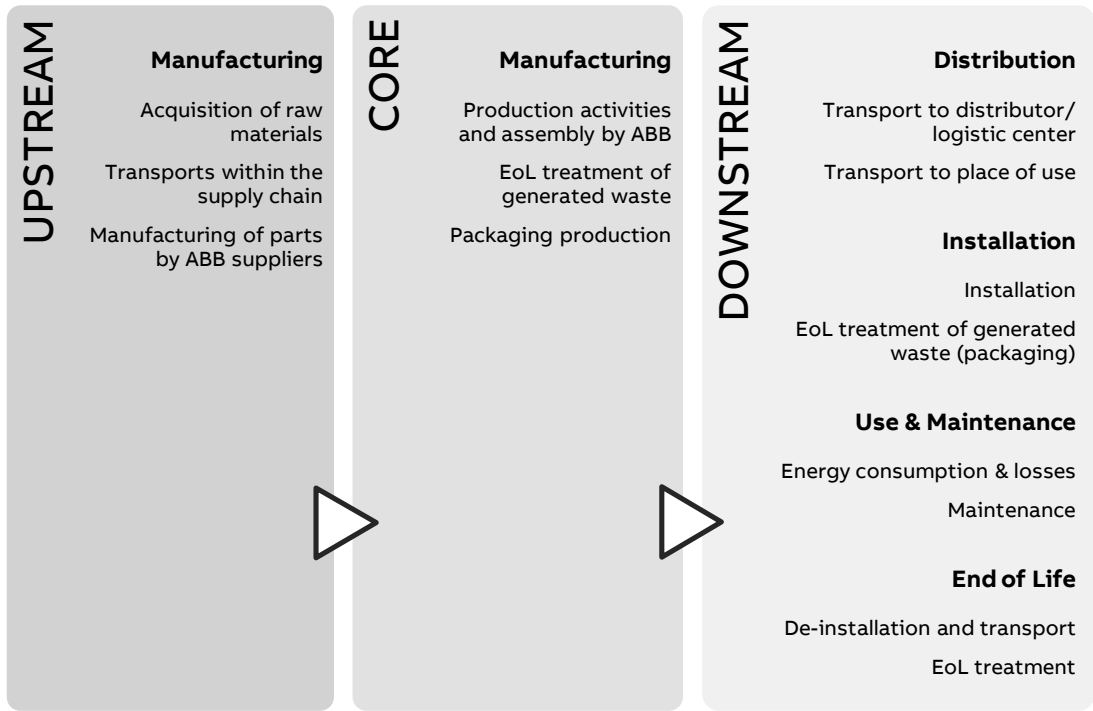
Functional Unit

The functional unit of this study is to manage and protect the electrical continuity of the circuit to which it is applied with a use rate of 30% and a load factor of 50%, during a service life of 20 years in Europe. The reference flow is a two phase FSKII+ with 1250A nominal current device including related accessories and packaging.

Note, the reference service life (RSL) of 20 years is a theoretical period selected for calculation purposes only – this is not representative for the minimum, average, nor actual service life of the product.

System Boundaries

The life cycle assessment is a “cradle-to-grave” analysis, and the system boundaries are defined according to EN 50693, as required by the EPDItaly007. For transparency reasons, the manufacturing stage is further divided into an upstream and core stage.



Data quality

Both primary and secondary data are used. The main sources for primary data are the bill of materials (BOM), technical drawings, and site-specific foreground data provided by ABB,.

For all processes for which primary data are not available, generic background data originating from the ecoinvent v3.9.1 database, with system model “allocation, cut-off by classification”, are used. The LCA software used for the calculations is SimaPro 9.5.

| STATUS | SECURITY LEVEL | DOCUMENT ID. | REV. | LANG. | PAGE |
|----------|----------------|-----------------|------|-------|------|
| Approved | Public | 1VCD601924R0001 | A | EN | 8/16 |

Allocation rules

The utility consumption and waste generation by ABB, in the core manufacturing stage, is allocated to the production of one reference product according to applicable rules. For the end-of-life allocation, the “Polluter Pays” principle is adopted according to what is defined in the CEN/TR 16970 standard. However, the potential benefits and avoided loads from recovery and recycling processes are not considered because it is not required by the PCR EPDIItaly007 “Electronic and electrical products and systems”.

Cut-off criteria

According to PCR EPDIItaly007 “Electronic and electrical products and systems”, the cut-off criteria can be set to a maximum of 2% of the overall environmental impacts. In this LCA, components like stickers, glue and grease have been excluded as their weights are negligible. The same applies to packaging, where small parts such as sticking labels are even smaller fraction of the total mass. Burnishing, oiling, black oxide, and phosphate surface treatments have also been excluded due to the low amount of surface involved.

| STATUS | SECURITY LEVEL | DOCUMENT ID. | REV. | LANG. | PAGE |
|----------|----------------|-----------------|------|-------|------|
| Approved | Public | 1VCD601924R0001 | A | EN | 9/16 |



Inventory Analysis

Manufacturing Stage (upstream)

The life cycle inventory in the upstream manufacturing stage is based on the primary data available from ABB. Datasets are applied accordingly, to the best of our knowledge, to represent each material, manufacturing process, and surface treatment.

Additionally, supply chain transports are added as far as data is available between ABB, the suppliers, and sub-suppliers. Only primary suppliers are considered. The rest of the transports are assumed to already be included in ecoinvent's "market for"-processes.

Manufacturing Stage (core)

In the core manufacturing stage, utility consumption and waste generation at the ABB manufacturing site are accounted for. The packaging materials and accessories associated with the product are also considered. Modelling decisions and assumptions that are highly relevant to the results are as following:

- 100% renewable electricity is considered, which is procured by the ABB manufacturing site through Guarantees of Origins (GO's). However, due to the lack of life cycle based residual mix data, other electricity mixes in the LCA are not calculated with residual mix.

Distribution

The transport distance from the ABB manufacturing site to the site of installation is assumed to be 300 km over land, as suggested by the Sub-PCR EPDIItaly012 – „Electronic and electrical products and systems – Switches“, as the actual customer's distance is unknown. The selected ecoinvent process is *transport, freight, lorry 16-32 metric ton, EURO4 {RER}*.

| | Dataset | Amount | Unit | Represent. |
|-----------|--|--------|------|--------------|
| Transport | <i>Transport, freight, lorry 16-32 metric ton, EURO4 {RER}</i> | 300 | km | EPDIItaly012 |

Installation

The installation phase only implies manual activities, and no energy is consumed. Therefore, this phase only considers the end-of-life of the packaging materials used.

| | Scenario | Transport | Representation |
|-----------------------|---|------------------------------|----------------|
| Packaging End-of-Life | <i>Packaging waste by waste management operations (Eurostat, 2021)*</i> | 100 km by lorry (assumption) | Europe |

*Due to lack of data from Eurostat, 100% landfill is assumed for ceramics (e.g., bentonite)

| STATUS | SECURITY LEVEL | DOCUMENT ID. | REV. | LANG. | PAGE |
|----------|----------------|-----------------|------|-------|-------|
| Approved | Public | 1VCD601924R0001 | A | EN | 10/16 |

Use

The use stage considers the reference power consumption over the reference service life of 20 years as defined in the functional unit. This is calculated using the following formula, according to PCR:

$$E_{use}[kWh] = \frac{P_{use} * 8760 * RSL * \alpha}{1000} = 903.38kWh$$

Where:

- E_{use} = Average total energy use over the reference service life
- P_{use} = Average reference power consumption in watts
- I_{nom} = 1250A
- R_{int} = Internal resistance
- LF = Load Factor
- n_{poles} = Number of poles
- RSL = Reference Service Life in years
- α = Use time rate
- 8760 is the number of hours in a year
- 1000 is the conversion factor from W to kW

| Energy mix | Source | Amount | Unit |
|---|------------------|--------|-----------------------------|
| European energy mix; <i>Electricity, medium voltage [RER] market group for Cut-off, S</i> | Ecoinvent v3.9.1 | 0.362 | kg CO ₂ -eq./kWh |

Maintenance is not considered because it does not imply any relevant use of material or energy.

End of life

Decommissioning of the product only implies manual activities, and no energy is consumed. Therefore, this phase only considers the end-of-life of the product.

| Product | Scenario | Transport | Representation |
|--------------------|---------------------------|------------------------------|----------------|
| End-of-Life | IEC/TR 62635 (Annex D.3)* | 100 km by lorry (assumption) | Europe |

*A conservative approach is adopted by considering all parts as either: requiring selective treatment, difficult to process, or going through a separation process; no individual part is considered as a single recyclable material. Also, due to the transformer containing parts difficult to process through separation, these are all modelled as 100 % waste to landfill to represent the typical waste streams within Europe.

| STATUS | SECURITY LEVEL | DOCUMENT ID. | REV. | LANG. | PAGE |
|----------|----------------|-----------------|------|-------|-------|
| Approved | Public | 1VCD601924R0001 | A | EN | 11/16 |



Environmental Indicators

In accordance with the PCR EPDItaly007- “Electronic and electrical products and systems”, the environmental impact indicators are determined by using the characterization factors and impact assessment methods specified in EN 15804:2012+A2:2019.

| Impact category | Unit | Total | Cradle-to-gate | | | | | |
|----------------------------------|-------------------------|-----------|----------------|-----------|--------------|--------------|---------------------|-------------|
| | | | UPSTREAM | CORE | DOWNSTREAM | | | |
| | | | Manufacturing | | Distribution | Installation | Use and maintenance | End-of-life |
| GWP – total | kg CO ₂ eq. | 3,00E+03 | 2,56E+03 | -3,65E+01 | 2,98E+01 | 6,54E+01 | 3,27E+02 | 6,27E+01 |
| GWP – fossil | kg CO ₂ eq. | 3,05E+03 | 2,51E+03 | 1,37E+02 | 2,98E+01 | 3,97E+00 | 3,14E+02 | 5,27E+01 |
| GWP – biogenic | kg CO ₂ eq. | -4,83E+01 | 4,23E+01 | -1,74E+02 | 1,47E-02 | 6,14E+01 | 1,16E+01 | 1,00E+01 |
| GWP – luluc | kg CO ₂ eq. | 5,04E+00 | 3,83E+00 | 3,54E-01 | 1,52E-02 | 2,01E-03 | 7,86E-01 | 5,08E-02 |
| ODP | kg CFC-11 eq. | 1,31E-04 | 1,20E-04 | 4,24E-06 | 5,18E-07 | 8,35E-08 | 5,65E-06 | 4,55E-07 |
| AP | mol H+ eq. | 2,86E+01 | 2,59E+01 | 7,02E-01 | 1,22E-01 | 2,22E-02 | 1,58E+00 | 1,90E-01 |
| EP – freshwater | kg P eq. | 2,52E+00 | 2,18E+00 | 4,66E-02 | 2,33E-03 | 6,22E-04 | 2,87E-01 | 1,27E-02 |
| EP – marine | kg N eq. | 8,17E+00 | 7,41E+00 | 2,32E-01 | 4,42E-02 | 2,64E-02 | 2,80E-01 | 1,77E-01 |
| EP – terrestrial | mol N eq. | 4,75E+01 | 4,15E+01 | 2,50E+00 | 4,71E-01 | 9,57E-02 | 2,47E+00 | 5,09E-01 |
| POCP | kg NMVOC eq. | 1,41E+01 | 1,21E+01 | 8,58E-01 | 1,68E-01 | 3,17E-02 | 7,97E-01 | 1,61E-01 |
| ADP – minerals and metals | kg Sb eq. | 3,89E-01 | 3,88E-01 | 6,84E-04 | 9,57E-05 | 1,32E-05 | 6,25E-04 | 3,31E-04 |
| ADP – fossil | MJ, net calorific value | 4,03E+04 | 2,99E+04 | 2,24E+03 | 4,22E+02 | 5,68E+01 | 7,23E+03 | 4,65E+02 |
| WDP | m ³ eq. | 8,49E+02 | 6,79E+02 | 8,81E+01 | 1,82E+00 | 2,57E-01 | 7,39E+01 | 6,23E+00 |

GWP-fossil: Global Warming Potential fossil; GWP-biogenic: Global Warming Potential biogenic; GWP-luluc: Global Warming Potential land use and land use change; ODP: Depletion potential of the stratospheric ozone layer; AP: Acidification potential; EP-freshwater: Eutrophication potential-freshwater compartment; EP-marine: Eutrophication potential-marine compartment; EP-terrestrial: Eutrophication potential-accumulated exceedance; POCP: Formation potential of tropospheric ozone; ADP-minerals & metals: Abiotic Depletion for non-fossil resources potential; ADP-fossil: Abiotic Depletion for fossil resources potential; WDP: Water deprivation potential.

| STATUS | SECURITY LEVEL | DOCUMENT ID. | REV. | LANG. | PAGE |
|----------|----------------|-----------------|------|-------|-------|
| Approved | Public | 1VCD601924R0001 | A | EN | 12/16 |

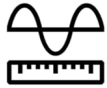
| Resource use parameters | Unit | Total | Cradle-to-gate | | Cradle-to-grave | | | |
|-------------------------|--------------------|----------|----------------|----------|-----------------|--------------|---------------------|-------------|
| | | | UPSTREAM | CORE | DOWNSTREAM | | | |
| | | | Manufacturing | | Distribution | Installation | Use and maintenance | End-of-life |
| PENRE | MJ, low cal. value | 4,02E+04 | 2,98E+04 | 2,23E+03 | 4,22E+02 | 5,68E+01 | 7,23E+03 | 4,65E+02 |
| PERE | MJ, low cal. value | 7,75E+03 | 3,88E+03 | 2,44E+03 | 5,67E+00 | 1,12E+00 | 1,39E+03 | 4,45E+01 |
| PENRM | MJ, low cal. value | 9,85E+01 | 9,13E+01 | 7,26E+00 | 0,00E+00 | 0,00E+00 | 0,00E+00 | 0,00E+00 |
| PERM | MJ, low cal. value | 1,83E+03 | 0,00E+00 | 1,83E+03 | 0,00E+00 | 0,00E+00 | 0,00E+00 | 0,00E+00 |
| PENRT | MJ, low cal. value | 4,03E+04 | 2,99E+04 | 2,24E+03 | 4,22E+02 | 5,68E+01 | 7,23E+03 | 4,65E+02 |
| PERT | MJ, low cal. value | 9,59E+03 | 3,88E+03 | 4,27E+03 | 5,67E+00 | 1,12E+00 | 1,39E+03 | 4,45E+01 |
| FW | m ³ | 3,01E+01 | 2,15E+01 | 2,64E+00 | 6,01E-02 | 1,08E-02 | 5,65E+00 | 2,30E-01 |
| MS | kg | 1,30E+02 | 1,25E+02 | 4,45E+00 | 0,00E+00 | 0,00E+00 | 0,00E+00 | 0,00E+00 |
| RSF | MJ | 0,00E+00 | 0,00E+00 | 0,00E+00 | 0,00E+00 | 0,00E+00 | 0,00E+00 | 0,00E+00 |
| NRSF | MJ | 0,00E+00 | 0,00E+00 | 0,00E+00 | 0,00E+00 | 0,00E+00 | 0,00E+00 | 0,00E+00 |

PENRE: Use of non-renewable primary energy excluding non-renewable primary energy resources used as raw material; PERE: Use of renewable primary energy excluding renewable primary energy resources used as raw material; PENRM: Use of non-renewable primary energy resources used as raw material; PERM: Use of renewable primary energy resources used as raw material; PENRT: Total use of non-renewable primary energy resources (primary energy and primary energy resources used as raw materials); PERT: Total use of renewable primary energy resources (primary energy and primary energy resources used as raw materials); FW: Net use of fresh water; MS: Use of secondary materials; RFS: Use of renewable secondary fuels; NRSF: Use of non-renewable secondary fuels.

| System output indicators | Unit | Total | Cradle-to-gate | | Cradle-to-grave | | | |
|--------------------------|------|----------|----------------|----------|-----------------|--------------|---------------------|-------------|
| | | | UPSTREAM | CORE | DOWNSTREAM | | | |
| | | | Manufacturing | | Distribution | Installation | Use and maintenance | End-of-life |
| HWD | kg | 3,64E-01 | 3,41E-01 | 9,73E-03 | 2,71E-03 | 3,34E-04 | 9,16E-03 | 1,76E-03 |
| NHWD | kg | 1,16E+03 | 9,40E+02 | 2,56E+01 | 2,05E+01 | 5,36E+01 | 1,98E+01 | 1,03E+02 |
| RWD | kg | 2,26E-01 | 1,67E-01 | 4,81E-03 | 9,88E-05 | 2,21E-05 | 5,27E-02 | 8,95E-04 |
| MER | kg | 4,25E+01 | 0,00E+00 | 4,70E-02 | 0,00E+00 | 3,91E+01 | 0,00E+00 | 3,27E+00 |
| MFR | kg | 4,05E+02 | 5,69E+01 | 6,02E+00 | 0,00E+00 | 4,78E+01 | 0,00E+00 | 2,94E+02 |
| CRU | kg | 0,00E+00 | 0,00E+00 | 0,00E+00 | 0,00E+00 | 0,00E+00 | 0,00E+00 | 0,00E+00 |
| ETE | MJ | 1,80E+02 | 0,00E+00 | 3,56E-01 | 0,00E+00 | 1,56E+02 | 0,00E+00 | 2,43E+01 |
| EEE | MJ | 1,00E+02 | 0,00E+00 | 1,98E-01 | 0,00E+00 | 8,64E+01 | 0,00E+00 | 1,35E+01 |

HWD: hazardous waste disposed; NHWD: non-hazardous waste disposed; RWD: radioactive waste disposed; MER: materials for energy recovery; MFR: material for recycling; CRU: components for reuse; ETE: exported thermal energy; EEE: exported electricity energy.

| | | | | | |
|----------|----------------|-----------------|------|-------|-------|
| STATUS | SECURITY LEVEL | DOCUMENT ID. | REV. | LANG. | PAGE |
| Approved | Public | 1VCD601924R0001 | A | EN | 13/16 |



Extrapolation rules

Due to the large variations in environmental impacts present within the series, extrapolation rules are established according to EN 50693 for devices with nominal current of 2500A. The variations in the environmental impacts are related to the differences in the structure and the nominal current. Those values can be obtained from the results for the reference two phase FSKII+ with 1250A of nominal current, multiplying them for the correspondent conversion factor as shown in the following formulas:

$$Value_{2500A} = Value_{Reference\ flow} * Conversion\ Factor$$

Where:

- $Value_{Reference\ flow}$ can be found in the tables in the previous chapter;
- $Conversion\ Factor$ are constants and they can be found in the following tables.

The conversion factors were calculated by dividing the results obtained in the LCA analysis for the other devices for the results related to the reference flow.

Conversion factors list for the two phase FSKII+ with 2500A nominal current

| Impact category | Unit | Total | UPSTREAM | CORE | DOWNSTREAM | | | |
|----------------------------------|-------------------------|-------|---------------|--------------|--------------|---------------------|-------------|------|
| | | | Manufacturing | Distribution | Installation | Use and maintenance | End-of-life | |
| GWP – total | kg CO ₂ eq. | 1,33 | 1,01 | 1,00 | 1,00 | 1,00 | 4,00 | 1,00 |
| GWP – fossil | kg CO ₂ eq. | 1,32 | 1,01 | 1,00 | 1,00 | 1,00 | 4,00 | 1,00 |
| GWP – biogenic | kg CO ₂ eq. | 0,27 | 1,01 | 1,00 | 1,00 | 1,00 | 4,00 | 1,01 |
| GWP – luluc | kg CO ₂ eq. | 1,48 | 1,01 | 1,00 | 1,00 | 1,00 | 4,00 | 1,01 |
| ODP | kg CFC-11 eq. | 1,13 | 1,00 | 1,00 | 1,00 | 1,00 | 4,00 | 1,01 |
| AP | mol H+ eq. | 1,17 | 1,01 | 1,00 | 1,00 | 1,00 | 4,00 | 1,01 |
| EP – freshwater | kg P eq. | 1,34 | 1,00 | 1,00 | 1,00 | 1,00 | 4,00 | 1,01 |
| EP – marine | kg N eq. | 1,11 | 1,00 | 1,00 | 1,00 | 1,00 | 4,00 | 1,00 |
| EP – terrestrial | mol N eq. | 1,16 | 1,01 | 1,00 | 1,00 | 1,00 | 4,00 | 1,01 |
| POCP | kg NMVOC eq. | 1,17 | 1,01 | 1,00 | 1,00 | 1,00 | 4,00 | 1,01 |
| ADP – minerals and metals | kg Sb eq. | 1,01 | 1,00 | 1,00 | 1,00 | 1,00 | 4,00 | 1,01 |
| ADP – fossil | MJ, net calorific value | 1,54 | 1,01 | 1,00 | 1,00 | 1,00 | 4,00 | 1,01 |
| WDP | m ³ eq. | 1,27 | 1,01 | 1,00 | 1,00 | 1,00 | 4,00 | 1,01 |

| STATUS | SECURITY LEVEL | DOCUMENT ID. | REV. | LANG. | PAGE |
|----------|----------------|-----------------|------|-------|-------|
| Approved | Public | 1VCD601924R0001 | A | EN | 14/16 |



Additional Environmental Information

Circularity Values

The recyclability potential of the product (excluding packaging) is calculated by dividing “MFR: material for recycling” in the end-of-life stage by the total weight of the product. As a result, the average recyclability potential of the product is presented below. The result is representative for Europe according to IEC/TR 62635.

| Recyclability potential | |
|-------------------------|--------|
| Two phase FSKII+ | 76.54% |

The recyclability potential of the packaging is calculated by dividing “MFR: material for recycling” in the installation stage by the total weight of the packaging. The recyclability potential is representative for Europe according to Eurostat (2021). The results are presented below.

| Recyclability potential | |
|-------------------------|--------|
| Packaging materials | 34.64% |

Greenhouse gas emissions from the use of electricity in the manufacturing phase

Production mix from import, medium voltage (production of transmission lines, in addition to direct emissions and losses in grid) of applied electricity for the manufacturing process.

| Energy mix | Source | Amount | Unit |
|---|------------------|--------|----------------------------|
| ABB_electricity mix 2023, Dalmine factory | Ecoinvent v3.9.1 | 0.024 | kg CO ₂ -eq/kWh |

Dangerous substances

The product complies with REACH and RoHS directive requirements and does not contain any of the listed materials in excess of the authorized proportions. For further information about REACH and RoHS, please visit the ABB webpage:

<https://new.abb.com/contact/form>.

Indoor environment

The product meets the requirements for low emissions.

Carbon footprint

Carbon footprint has not been worked out for the product.

| STATUS | SECURITY LEVEL | DOCUMENT ID. | REV. | LANG. | PAGE |
|----------|----------------|-----------------|------|-------|-------|
| Approved | Public | 1VCD601924R0001 | A | EN | 15/16 |



References

- Scarano D. (2024). *Life Cycle Assessment Report Two phase FSKII+ - Outdoor vacuum breaker for railway applications* (Report No.1VCD601924R0001. rev.A). ABB Switzerland Ltd. Group Technology Management.
- ecoinvent. ecoinvent v3.9.1 (2022). <https://ecoinvent.org/the-ecoinvent-database/data-releases/ecoinvent-3-9-1/>
- European Committee for Standardization. (2019). *Product category rules for life cycle assessments of electronic and electrical products and systems* (EN 50693:2019).
- European Committee for Standardization. (2019). *Sustainability of constructions - Environmental product declarations* (EN 15804:2012+A2:2019).
- Eurostat. (2020). *Packaging waste by waste management operations*.
https://ec.europa.eu/eurostat/databrowser/view/ENV_WASPAC/default/table?lang=en
- ICMQ S.p.A. (2023). *PCR EPDItaly007-Electronic and electrical products and systems*. rev. 3.0 (2023-01-13). EPDItaly. <https://www.epditaly.it/en/view-pcr/>
- ICMQ S.p.A. (2020a). *PCR EPDItaly012-Electronic and electrical products and systems - switches*. rev. 0 (2020-03-15). EPDItaly. <https://www.epditaly.it/en/view-pcr/>
- ICMQ S.p.A (2020b). *Regulations of the EPDItaly Programme Regulations*. rev. 5.2 (2020-02-16). EPDItaly. https://www.epditaly.it/en/wp-content/uploads/2016/12/EPDITALY-Regulament_rev-5.2_EN.pdf
- International Electrotechnical Commission. (2012). *Guidelines for end-of-life information provided by manufacturers and recyclers and for recyclability rate calculation of electrical and electronic equipment*. Edition 1.0 (2012-10-1) (IEC/TR 62635).
- International Organization for Standardization. (2006). *Environmental management - Life cycle assessment - Principles and framework* (ISO Standard No. 14040:2006). <https://www.iso.org/standard/37456.html>
- International Organization for Standardization. (2006). *Environmental management - Life cycle assessment - Requirements and guidelines* (ISO Standard No. 14044:2006).
<https://www.iso.org/standard/38498.html>
- PRé Sustainability. (2023). SimaPro (version 9.5) [computer software]. <https://pre-sustainability.com/solutions/tools/simapro/>
- SeaRates. (2022). *Shipping Distances & Time Calculator*. <https://www.searates.com/services/distances-time>
- The Norwegian EPD Foundation/EPD-Norge. (2019). *General Programme Instructions 2019*. Version 3.0 (2019-04-24). <https://www.epd-norge.no/getfile.php/1340010-1685100696/Dokumenter/GPI%20Det%20norske%20EPD%20programmet%20approved%20240419%20-%20ver3%20updated%20250523.pdf>



Program Operator and publisher

| | | |
|--|-------|-------------------|
| The Norwegian EPD Foundation | Ph. | +47 23 08 80 00 |
| Post Box 5250 Majorstuen, 0303 Oslo, Norway | email | post@epd-norge.no |
| | web | www.epd-norge.no |

Owner of the declaration

| | | |
|--|-----|-------------|
| ABB Switzerland Ltd, Group Technology Management Brown Boveri Straße 6, 5400 Baden, Switzerland | web | www.abb.com |
|--|-----|-------------|

Author

| | | |
|---|-------|----------------------------|
| Deborah Scarano ABB Spa Via Friuli. 4. 24044 Dalmine. Italy | email | deborah.scarano@it.abb.com |
| | web | www.abb.com |



| STATUS | SECURITY LEVEL | DOCUMENT ID. | REV. | LANG. | PAGE |
|----------|----------------|-----------------|------|-------|-------|
| Approved | Public | 1VCD601924R0001 | A | EN | 16/16 |